2021

mpca

THE VOICE OF COMMUNITY HEALTH CENTERS

MPCA Annual Report and Health Center Snapshot

Table of Contents

5	A Letter From Our CEO
6	About MPCA
8	2020-2021 Board of Directors
9	What's a Community Health Center
10	Centers of Excellence
13	Economic Impact
14	Partners and Collaborative Projects
17	Financial Sustainability
18	State Summary: Who Do We Serve?
20-99	Health Centers A-Z
100	MPCA Leadership Team

Letter from the CEO



This past year has been unprecedented for our nation and the world as we faced aonce-in-a-century pandemic caused by the COVID-19 virus. While this has been challenging on many fronts, it has led to increased collaboration to create innovative solutions to meet the needs of the communities served by our health centers.

We worked side by side with the Michigan Department of Health and Human Services (MDHHS), the Health Resources Services Administration (HRSA), and the National Association of Community Health Centers (NACHC) to assist our health centers to provide expanded telehealth services, COVID-19 testing, and Covid-19 vaccine administration throughout the communities served by health centers.

On the federal level, for the first time in many years health centers received funding for a three-year period, rather than the standard one-year period. This is a step in the right direction and will allow health centers to focus on longer-term planning operations. We were also fortunate to receive federal and state COVID-19 relief funding to support the transition to expanded telehealth services, testing and vaccine services, in addition to the American Rescue Plan Act funding, which will allow health centers to make substantial infrastructure improvements to expand future access to health centers by special populations. Be assured that we will continue to work hard advocating in Lansing and Washington, D.C. for community health centers, while providing the services and support our health centers can count on.

On a final note, the COVID-19 pandemic, along with the unnecessary deaths of black men and women, reawakened us as a nation that people of color and various ethnicities continue to suffer from health disparities, prejudice and systemic racism. The MPCA has taken initial steps to strengthen its work in this area through adding a Director of Health Equity and Social Justice along with an Advisory Committee to the Board. The intent is for the MPCA to focus on transformational work in the areas of diversity, equity and inclusion through acknowledgement, education, programming, and policy development. We will coordinate with HRSA, MDHHS, NACHC, other PCAs and our health centers to move this work forward.

Despite the disruption of the COVID-19 pandemic, Michigan's community health centers continue to respond to the special needs of the communities they service, all while maintaining the high degree of clinical quality that they're known for. The future will continue to hold a bright light on community health centers for their commitment to providing health care services to those who are most in need.

Sincerely,

Dennis Litos

About MPCA

MPCA is the voice of 43 community health centers that provide primary and preventive health care to more than 715,000 patients in rural and urban communities across Michigan. We are passionate advocates for quality, integrated care. That, combined with our compassion for people, is what drives us to engage at every stage of the health care conversation. We collaborate with lawmakers to shape and strengthen policy while raising awareness of the value and impact of community health centers. And we don't just follow best practices—we create them. At MPCA, we strive to help our members become leaders by providing a full range of support services to help them succeed.

Together, we speak with the power of a thousand voices to address the unique needs of the communities we serve.

7215 Westshire Dr.
Lansing, MI 48917
517.381.8000
mpca.net

2020-2021 Board of Directors

We are guided by an 11-member board of directors composed of regional representatives and individuals representing community health center board members, clinicians, and finance officers.

Linda Atkins, Secretary
Chief Executive Officer
Western Wayne Family Health Center

Mike Baranowski
Chief Executive Officer
Community First Health Centers

Tasha Blackmon
Chief Executive Officer
Cherry Health

Audrey Breakie
Health Director
Bay Mills Health Center

Deb Brinson
Chief Executive Officer
Honor Community Health

Heidi Britton, Treasurer
Chief Executive Officer
Northwest Michigan Health Services, Inc.

Dr. Peter Chang
Chief Executive Officer
Grace Health

Amy Fountain
Health Center Board Member Representative
Ingham Community Health Centers

Scott Hutchings
Chief Financial Officers Network Representative
Vice-President & Chief Financial Officer
Grace Health

Molly Kaser, Chair
Chief Executive Officer
Center for Family Health

Anthony King
Chief Executive Officer
The Wellness Plan

James Raschke, Chair-Elect
Chief Executive Officer
MidMichigan Community Health Services

Michelle Styma
Chief Executive Officer
Thunder Bay Health Centers

Felix Valbuena Jr., MD
Clinical Services Representative
Chief Executive Officer
Community Health and Social Services (CHASS) Center, Inc.

Karen Wood
Chief Executive Officer
MyCare Health Center

What's a Community Health Center?

43
community health center organizations

349
sites

Community health centers are consumer-driven and patient-centered organizations that serve as a comprehensive and cost-effective primary health care option for America's most underserved communities. Health centers increase access to health care and provide integrated services based on the unique needs of the communities they serve. There are several key components that define health centers and help them reach America's most underserved communities, including:

- Community health centers are located in areas of high need; designed as medical underserved areas by the federal government;
- Based upon community needs, health centers provide a comprehensive set of services, including medical, dental, vision, behavioral health, and enabling services;
- Regardless of health insurance status or ability to pay, health centers are open to everyone. They offer sliding fee scale options to low-income patients;
- Health centers are required to have a governing board made up of at least 51 percent patients.

Centers of Excellence

Michigan's community health centers are proven leaders in improving the health and well-being of their patients—and they've been recognized for it nationally.

Every year, HRSA provides Quality Improvement Awards (QIA) to health centers to improve the overall quality, efficiency, and value of the care health centers provide. These awards recognize the highest performing health centers nationwide as well as those health centers that have made significant quality improvement gains from the previous year.

The QIA support HRSA's strategic goal to improve access to quality health care and services, and supports the U.S. Department of Health and Human Service's goal of promoting a value-based payment system by improving the quality, breadth of services, modernization, efficiency, and overall value of primary health care delivered by health centers.

In FY 2020, the U.S. Department of Health and Huma Services announced nearly $117 million in Quality Improvement Awards to 1,318 health centers across the country—and $2.8 million right here in Michigan. Health centers will use these one-time grant funds to expand their achievements in clinical quality improvement, care delivery efficiency, and the overall value of health care in the communities they serve.

In FY 2019:

$117 million

Quality Improvement Awards,
granted across the U.S.

$2.8 million

Awarded in Michigan

In 2019:

34 Patient-Centered Medical Homes

36 Advancing Health Information Technology Awards, which recognizes health centers that utilized five health information technology services and/or telehealth services to increase access to care and advance quality of care between 2018 and 2019.

6 Access Enhancer Awards, which recognize health centers that increased the total number of patients served and the number of patients receiving comprehensive services between 2018 and 2019.

21 Clinical Quality Improvers, demonstrating at least 15 percent improvement on a clinical quality measure (CQM) from 2017 to 2018.

6 Health Disparities Reducer Awards, which recognize health centers that met or exceeded the Healthy People 2020 goals or made at least a 10 percent improvement across different racial/ethnic groups between 2017 and 2018.

Economic Impact

Health centers don't just save lives — they also save money. Community health centers work to stimulate economic growth throughout Michigan and generate significant cost savings to their communities and the state.

By emphasizing primary and preventive care, effectively managing chronic conditions, using a care team, and keeping patients out of the emergency department, health centers can treat Medicaid patients at a lower cost (24 percent) than doctors in private practice, saving the overall health system $1.3 billion.

Compared to doctors in private practice, health center Medicaid patients experience:

38%
LOWER SPENDING ON SPECIALTY CARE

25%
FEWER INPATIENT ADMISSIONS

25%
LOWER SPENDING ON INPATIENT CARE

Partners and Collaborative Projects

We help fund and facilitate innovation by forming strategic partnerships and by pursuing and managing grant funding at the local, state, and national level to support new and existing program initiatives.

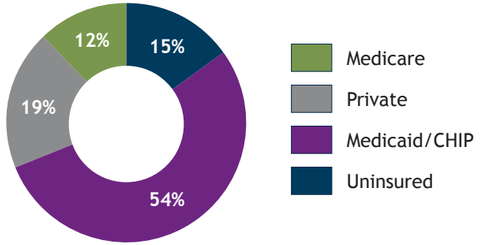

2020 Grants

- Health Resources and Services Administration (HRSA) Technical Assistance
- HRSA Health Center Controlled Network
- HRSA Networks for Oral Health Integration
- Michigan Department of Health and Human Services (MDHHS) Asthma
- MDHHS Colorectal Cancer Screening
- CMDHHS Coronavirus Ag Worker Isolation Housing
- MDHHS Breast and Cervical Cancer
- MDHHS Coronavirus Drive Thru Testing
- MDHHS Coronavirus Migrant Testing
- MDHHS Coronavirus Free Testing at FQHCs
- MDHHS Overdose to Action
- MDHHS SUD Innovations
- MDHHS Health Homes
- MDHHS Hypertension and Diabetes
- MDHHS Epilepsy and Telemedicine
- MDHHS HIV
- MDHHS Wise Woman
- MPHI Rapid Response Initiative for Coronavirus Taskforce on Racial Disparities
- Metro Health Foundation
- Michigan Council For Maternal and Child Health -Dental Therapy
- University of Detroit Mercy/Delta Dental Foundation Maternal Infant Oral Health
- University of Michigan – Collaborative Care
- Project SPIRIT
- United Health Breast Cancer
- University of Michigan – Social Determinants of Health
- NACHC Million Hearts
- SE Michigan Community Foundation COVID-19 Testing

And to do this work, with have national collaborative agreements with a number of organizations, such as:

- Association of Asian Pacific Community Health Organization
- Capital Link
- Health Information Technology Training and Technical Assistance Center
- National Health Care for the Homeless Council
- National LGBT Health Education Center
- National Center for Medical Legal Partnerships
- MHP Salud
- National Center for Farmworker Health
- Health Outreach Partners
- National Network for Oral Health Access
- National Association of Community Health Centers
- Association of Clinicians for the Underserved

Financial Sustainability

Revenue and Support	
Grants	$20,755,380
Membership Dues	$400,189
Contract Income	$25,757,421
Sales and Service Fees	$1,957,905
Conference Fees	$57,940
Other Income	$229,858
TOTAL	**$49,158,693**

Expenditures	
Program Services	$47,649,830
Management and General	$1,299,505
Fundraising	$13,532
TOTAL	**$49,158,693**

State Summary: Who Do We Serve?

HEALTH OUTCOMES

Health centers perform better on ambulatory care quality measures compared to private physicians. In fact, health center patients have higher rates of diabetes and hypertension control.

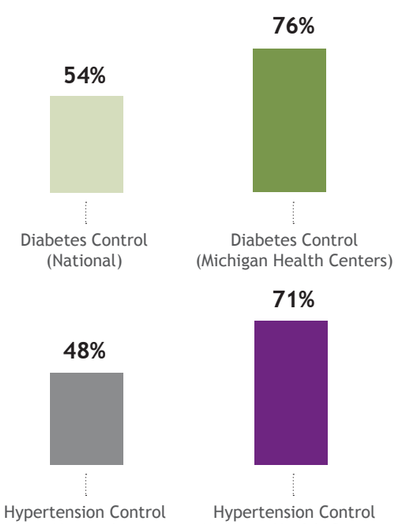

AGE OF PATIENTS

- **32%** 0-19
- **33%** 20-44
- **25%** 45-64
- **10%** 65+

RACE & ETHNICITY

- **1%** American Indian/Alaska Native
- **1%** Asian/Pacific Islander
- **27%** Black/African American
- **13%** Hispanic/Latino
- **55%** White

INSURANCE SOURCE

- **14%** Uninsured
- **52%** Medicaid
- **13%** Medicare
- **21%** Private

Sources listed on the inside back cover.

PATIENT PROFILE

2,790,293 PATIENT VISITS

715,293 TOTAL PATIENTS

35,443 HOMELESS PATIENTS

15,529 VETERANS

14,615 AGRICULTURAL WORKERS

PATIENT VISITS BY SERVICE RECEIVED

1,731,230 MEDICAL

546,089 DENTAL

305,250 BEHAVIORAL HEALTH

72,504 ENABLING SERVICES

60,706 SUBSTANCE USE DISORDERS

Advantage Health Centers

HEALTH OUTCOMES

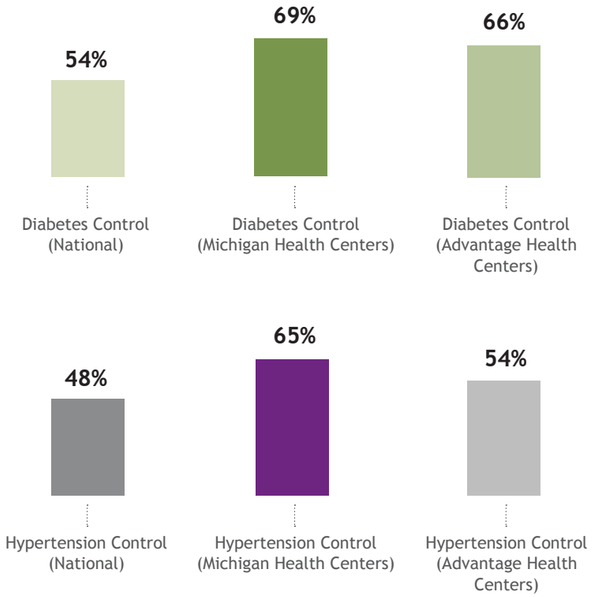

53,385 PATIENT VISITS

23,542 MEDICAL

25,363 DENTAL

3,473 BEHAVIORAL HEALTH

1,008 SUBSTANCE USE DISORDER

23,077 TOTAL PATIENTS

13,685 HOMELESS PATIENTS

89 VETERANS

81 AGRICULTURAL WORKERS

AGE OF PATIENTS

- **58%** 0-19
- **20%** 20-44
- **19%** 45-64
- **4%** 65+

RACE & ETHNICITY

- **65%** Black/African American
- **10%** White
- **5%** Hispanic/Latino
- **1%** Asian

INSURANCE SOURCE

- **8%** Uninsured
- **74%** Medicaid
- **5%** Medicare
- **12%** Private

ADVANTAGE HEALTH CENTERS
Your Advantage for Better Healthcare

SERVICE AREA

Macomb, Oakland, Wayne counties

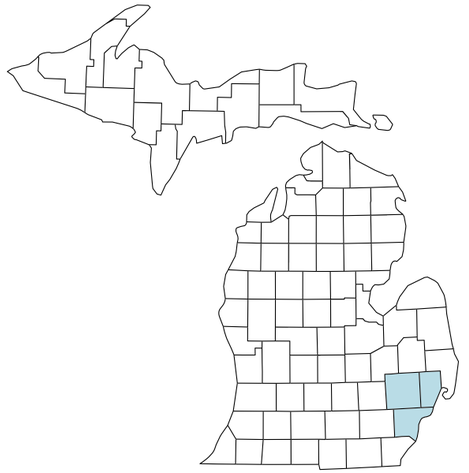

State House Districts: 4, 7, 28
State Senate Districts: 1, 2, 5, 9
Congressional Districts: 9, 13, 14

Advantage Health Centers | 313.416.6262
100 River Place Drive, Ste. 450 | Detroit, MI | 48207
Nina Abubakari, MPH, MBA, JD, FACHE | *Executive Director*

Alcona Health Center

HEALTH OUTCOMES

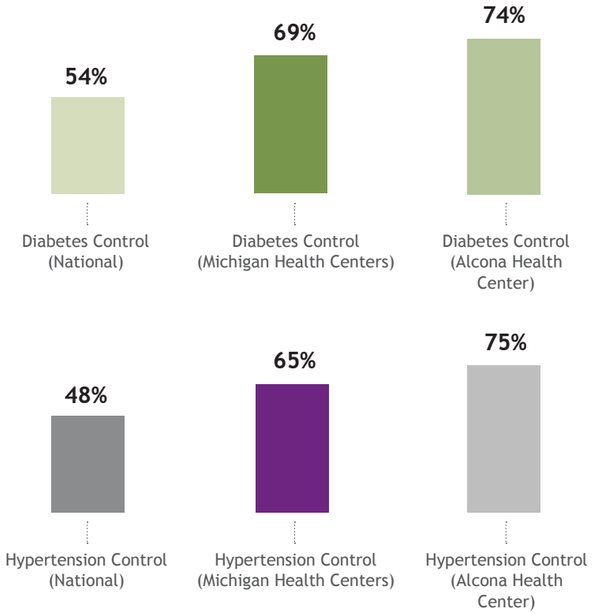

125,099 PATIENT VISITS

100,153 MEDICAL

8,540 DENTAL

14,207 BEHAVIORAL HEALTH

31,401 TOTAL PATIENTS

377 HOMELESS PATIENTS

808 VETERANS

102 AGRICULTURAL WORKERS

AGE OF PATIENTS

- **28%** 0-19
- **23%** 20-44
- **27%** 45-64
- **22%** 65+

RACE & ETHNICITY

- **1%** Black/African American
- **94%** White
- **1%** Hispanic/Latino

INSURANCE SOURCE

- **6%** Uninsured
- **33%** Medicaid
- **26%** Medicare
- **36%** Private

alcona health center
"Your family health center"

SERVICE AREA

Alcona, Alpena, Cheboygan, Chippewa, Emmet, Iosco, Mackinac, Montmorency, Ogemaw, Oscoda, Otsego, Presque Isle counties

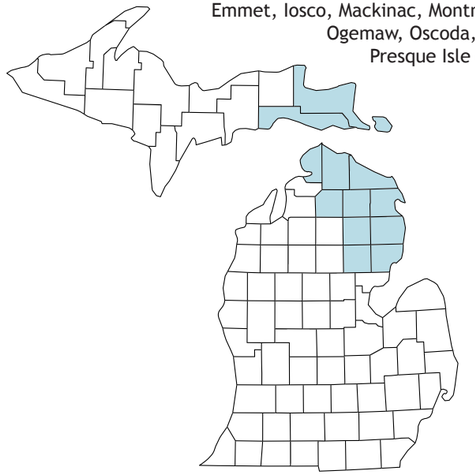

State House Districts: 106, 107
State Senate Districts: 36, 37
Congressional District: 1

Alcona Health Center | 989.358.0673
1035 W. Washington Ave., PO Box 655 | Alpena, MI | 49707
Nancy Spencer, BSN, MA | *CEO*

Bay Mills Health Center

HEALTH OUTCOMES

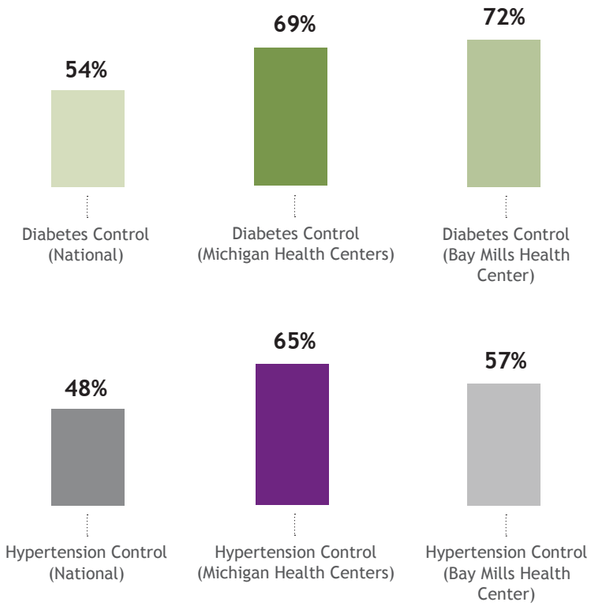

17,570 PATIENT VISITS

- **6,942** MEDICAL
- **5,992** DENTAL
- **3,718** BEHAVIORAL HEALTH
- **333** ENABLING SERVICES
- **494** SUBSTANCE USE DISORDER

3,004 TOTAL PATIENTS

165 HOMELESS

161 VETERANS

11 AGRICULTURAL WORKERS

AGE OF PATIENTS

- **25%** 0-19
- **35%** 20-44
- **29%** 45-64
- **13%** 65+

RACE & ETHNICITY

- **1%** Black/African American
- **45%** White
- **50%** American Indian/Alaska Native
- **1%** Hispanic/Latino

INSURANCE SOURCE

- **23%** Uninsured
- **33%** Medicaid
- **10%** Medicare
- **35%** Private

SERVICE AREA

Chippewa County

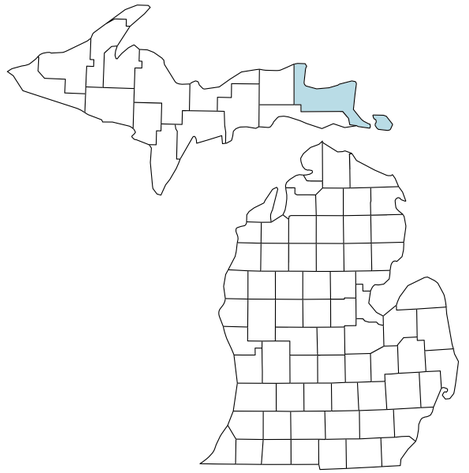

State House District: 107
State Senate District: 37
Congressional District: 1

Bay Mills Health Center | 906.248.3204
12124 W. Lakeshore Dr. | Brimley, MI | 49715
Audrey Breakie, MA | *Health Director*

Cassopolis Family Clinic Network

HEALTH OUTCOMES

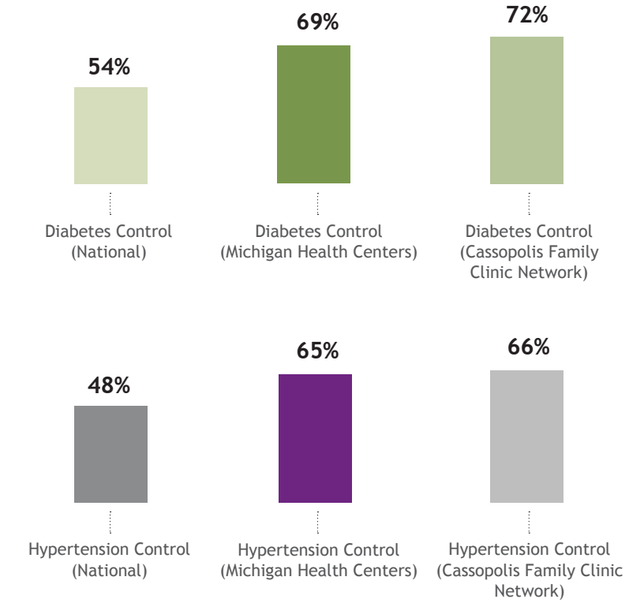

48,609 PATIENT VISITS

31,762 MEDICAL

11,805 DENTAL

4,724 BEHAVIORAL HEALTH

318 ENABLING SERVICES

12,650 TOTAL PATIENTS

333 HOMELESS PATIENTS

407 VETERANS

2 AGRICULTURAL WORKERS

AGE OF PATIENTS

- **25%** 0-19
- **35%** 20-44
- **26%** 45-64
- **14%** 65+

RACE & ETHNICITY

- **10%** Black/African American
- **75%** White
- **1%** American Indian/Alaska Native
- **4%** Hispanic/Latino

INSURANCE SOURCE

- **6%** Uninsured
- **51%** Medicaid
- **17%** Medicare
- **25%** Private

Cassopolis Family Clinic Network

SERVICE AREA

Cass, Southeastern Berrien counties

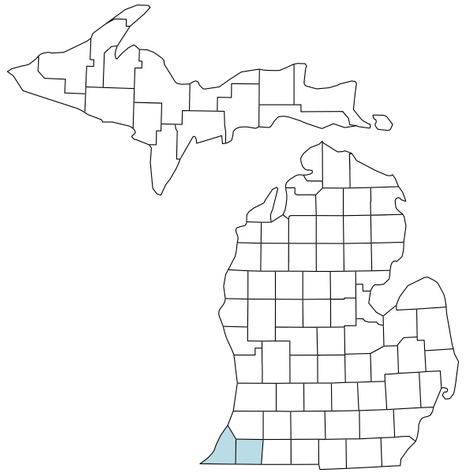

State House Districts: 59, 78
State Senate District: 21
Congressional District: 6

Cassopolis Family Clinic Network | 269.445.3874
261 M-62 North | Cassopolis, MI | 49031
Mary Geegan Middleton | *CEO*

Catherine's Health Center

HEALTH OUTCOMES

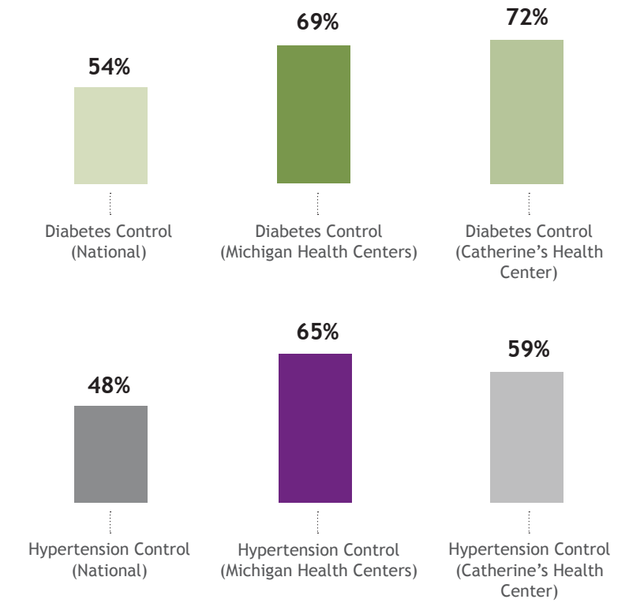

- **6,511** PATIENT VISITS
  - **4,649** MEDICAL
  - **63** DENTAL
  - **649** BEHAVIORAL HEALTH
  - **1,059** ENABLING SERVICES
- **1,178** TOTAL PATIENTS
- **23** HOMELESS
- **19** VETERANS
- **4** AGRICULTURAL WORKERS

AGE OF PATIENTS

- **1%** 0-19
- **44%** 20-44
- **46%** 45-64
- **9%** 65+

RACE & ETHNICITY

- **18%** Black/African American
- **69%** White
- **1%** American Indian/Alaska Native
- **7%** Hispanic/Latino
- **2%** Asian

INSURANCE SOURCE

- **22%** Uninsured
- **48%** Medicaid
- **14%** Medicare
- **16%** Private

Catherine's HEALTH CENTER

SERVICE AREA

Kent, Ottawa counties

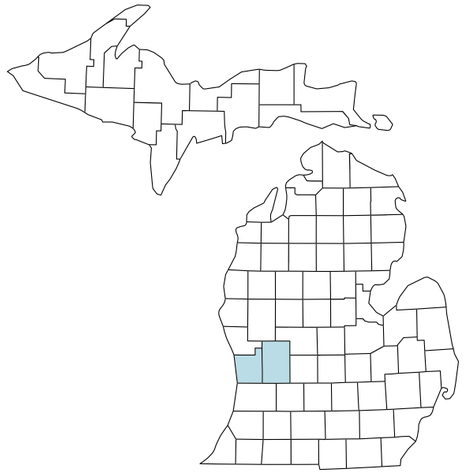

State House District: 75
State Senate District: 29
Congressional District: 3

Catherine's Health Center | 616.336.8800
1211 Lafayette Ave., NE | Grand Rapids, MI | 49505
Karen Kaashoek, RN, MBA | *Executive Director*

Center for Family Health

HEALTH OUTCOMES

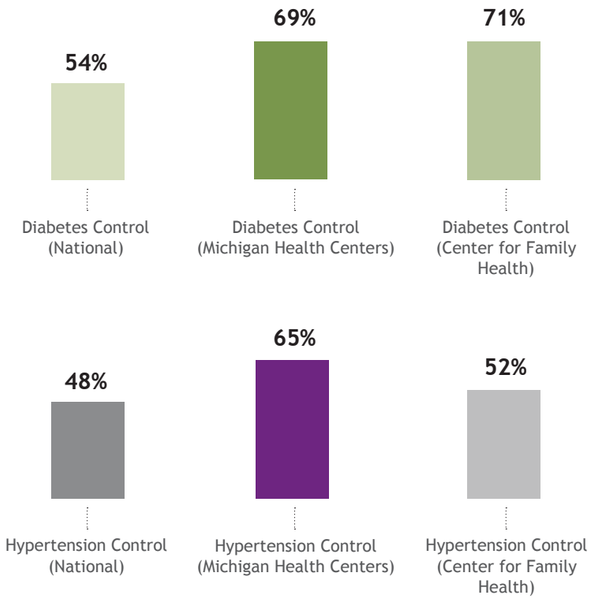

122,913 PATIENT VISITS

88,702 MEDICAL

23,816 DENTAL

5,564 BEHAVIORAL HEALTH

3,984 ENABLING SERVICES

30,858 TOTAL PATIENTS

319 HOMELESS PATIENTS

266 VETERANS

AGE OF PATIENTS

- **43%** 0-19
- **31%** 20-44
- **20%** 45-64
- **6%** 65+

RACE & ETHNICITY

- **16%** Black/African American
- **71%** White
- **6%** Hispanic/Latino
- **1%** Asian

INSURANCE SOURCE

- **11%** Uninsured
- **57%** Medicaid
- **10%** Medicare
- **23%** Private

Center for Family Health

SERVICE AREA

Hillsdale, Jackson counties

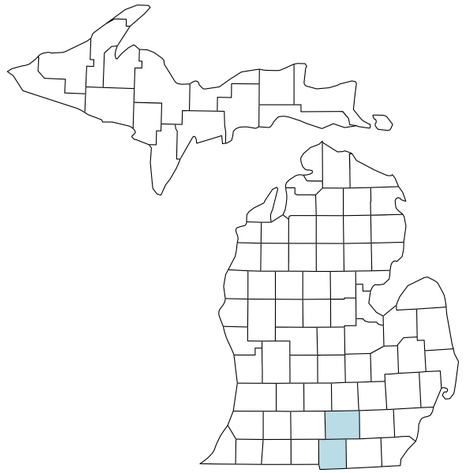

State House Districts: 64, 65
State Senate District: 16
Congressional District: 7

Center for Family Health | 517.748.5500
505 N. Jackson St. | Jackson, MI | 49201
Molly Kaser, MPH, RN | *President*

Central City Integrated Health

HEALTH OUTCOMES

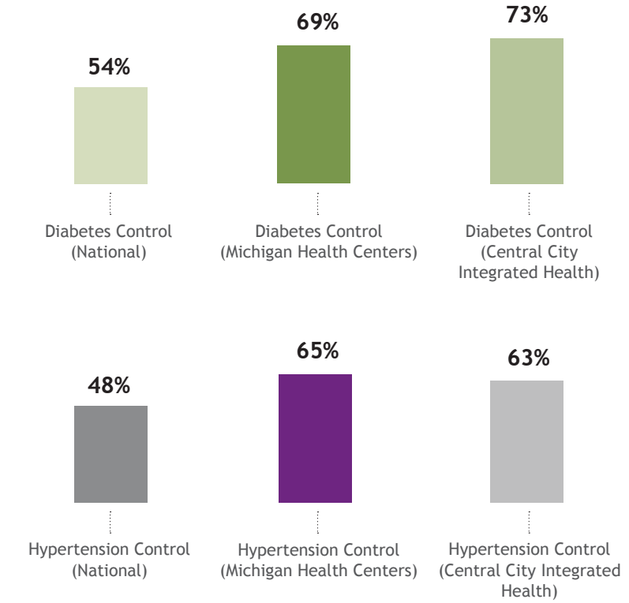

45,660 PATIENT VISITS

2,543 MEDICAL

2,090 DENTAL

34,653 BEHAVIORAL HEALTH

1,747 ENABLING SERVICES

4,627 SUBSTANCE USE DISORDER

4,480 TOTAL PATIENTS

643 HOMELESS PATIENTS

132 VETERANS

AGE OF PATIENTS

- **2%** 0-19
- **35%** 20-44
- **53%** 45-64
- **10%** 65+

RACE & ETHNICITY

- **82%** Black/African American
- **9%** White
- **3%** Hispanic/Latino

INSURANCE SOURCE

- **3%** Uninsured
- **66%** Medicaid
- **27%** Medicare
- **4%** Private

CENTRAL CITY INTEGRATED HEALTH

SERVICE AREA

Wayne County

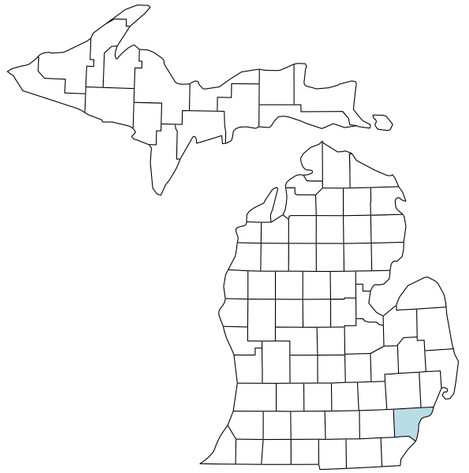

State House District: 6
State Senate District: 1
Congressional District: 13

Central City Integrated Health | 315.578.6123
10 Peterboro St. | Detroit, MI | 48201
Kimberly Farrow, MD | *President & CEO*

Cherry Health

HEALTH OUTCOMES

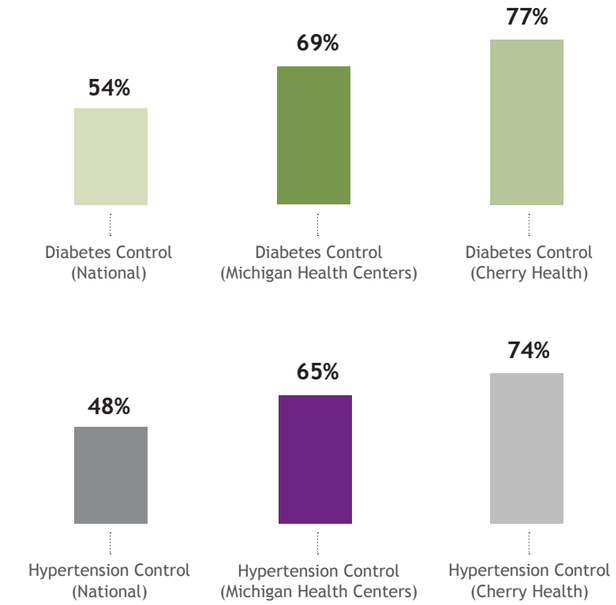

277,389 PATIENT VISITS

108,125 MEDICAL

79,618 DENTAL

34,331 BEHAVIORAL HEALTH

10,250 ENABLING SERVICES

24,326 SUBSTANCE USE DISORDER

66,313 TOTAL PATIENTS

10,255 HOMELESS PATIENTS

1,105 VETERANS

721 AGRICULTURAL WORKERS

AGE OF PATIENTS

- **46%** 0-19
- **28%** 20-44
- **19%** 45-64
- **6%** 65+

RACE & ETHNICITY

- **22%** Black/African American
- **55%** White
- **33%** Hispanic/Latino
- **2%** Asian

INSURANCE SOURCE

- **22%** Uninsured
- **56%** Medicaid
- **6%** Medicare
- **16%** Private

Cherry Health

SERVICE AREA

Barry, Eaton, Kent, Montcalm, Muskegon, Ottawa counties

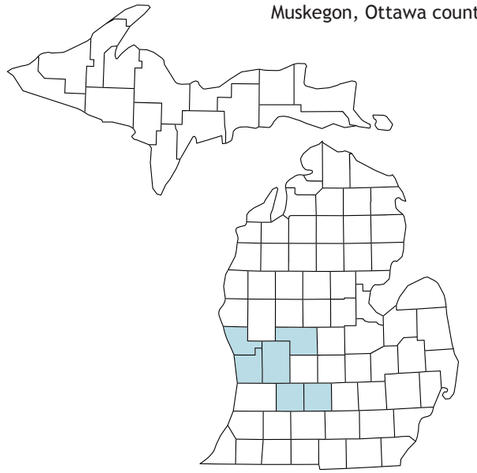

State House Districts: 4, 70, 71, 74, 75, 76, 77, 87, 92
State Senate Districts: 2, 19, 24, 28, 29, 33, 34
Congressional Districts: 2, 3, 4, 7

Cherry Health | 616.965.8200
100 Cherry St. SE | Grand Rapids, MI | 49503
Tasha Blackmon | *CEO*

Community First Health Centers

HEALTH OUTCOMES

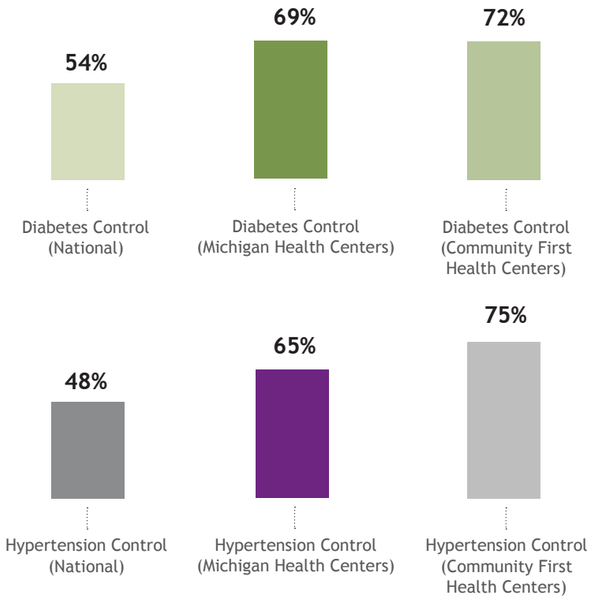

30,764 PATIENT VISITS

25,352 MEDICAL

3,842 DENTAL

379 BEHAVIORAL HEALTH

213 SUBSTANCE USE DISORDER

9,989 TOTAL PATIENTS

967 HOMELESS PATIENTS

205 VETERANS

64 AGRICULTURAL WORKERS

AGE OF PATIENTS

- **25%** 0-19
- **36%** 20-44
- **30%** 45-64
- **9%** 65+

RACE & ETHNICITY

- **9%** Black/African American
- **78%** White
- **11%** Hispanic/Latino

INSURANCE SOURCE

- **5%** Uninsured
- **55%** Medicaid
- **14%** Medicare
- **25%** Private

Community First Health Centers
Improving the quality of life for our community.

SERVICE AREA

Macomb, St. Clair counties

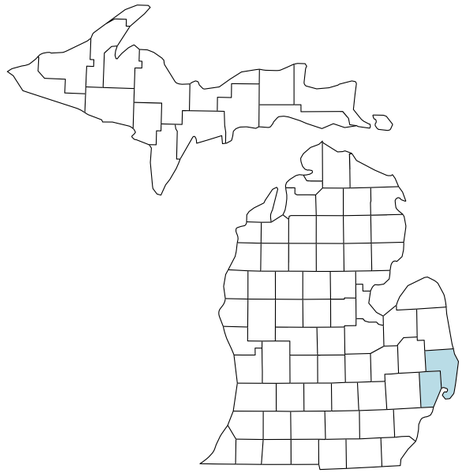

State House Districts: 33, 81, 83
State Senate Districts: 8, 10, 25
Congressional District: 10

Community First Health Centers | 810.794.4982
555 St. Clair River Dr. | Algonac, MI | 48001
Michael Baranowski | *CEO*

Community Health and Social Services (CHASS) Center, Inc.

HEALTH OUTCOMES

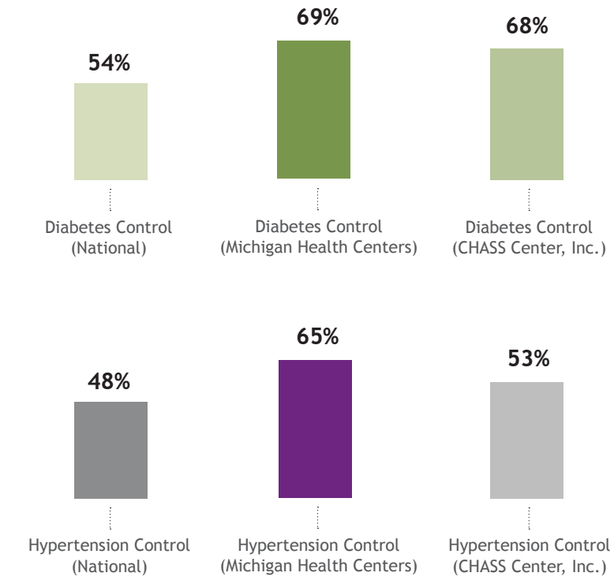

45,139 PATIENT VISITS

- **27,612** MEDICAL
- **4,540** DENTAL
- **3,463** BEHAVIORAL HEALTH
- **9,510** ENABLING SERVICES
- **14** SUBSTANCE USE DISORDER

11,376 TOTAL PATIENTS

16 HOMELESS PATIENTS

13 VETERANS

472 AGRICULTURAL WORKERS

AGE OF PATIENTS

- **24%** 0-19
- **43%** 20-44
- **25%** 45-64
- **7%** 65+

RACE & ETHNICITY

- **10%** Black/African American
- **5%** White
- **81%** Hispanic/Latino

INSURANCE SOURCE

- **51%** Uninsured
- **35%** Medicaid
- **7%** Medicare
- **7%** Private

CHASS
Community Health And Social Services Center

SERVICE AREA

Wayne County

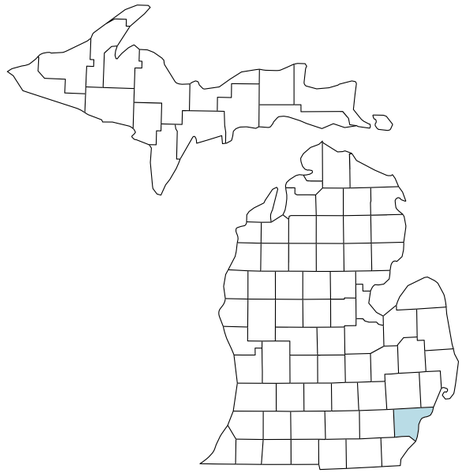

State House District: 6
State Senate District: 1
Congressional District: 14

Community Health and Social Services Center, Inc. | 313.849.3920
5635 W. Fort St. | Detroit, MI | 48209
Felix Valbuena Jr., MD, FAAFP | *CEO*

Covenant Community Care, Inc.

HEALTH OUTCOMES

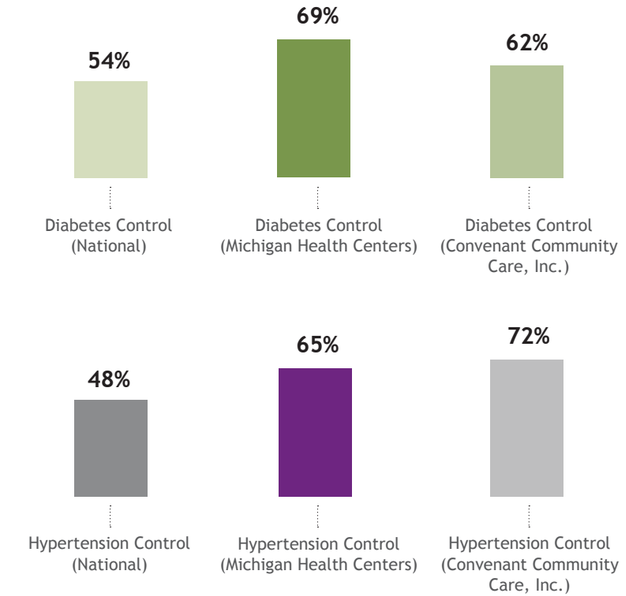

69,036 PATIENT VISITS

44,537 MEDICAL

15,854 DENTAL

5,180 BEHAVIORAL HEALTH

1,929 SUBSTANCE USE DISORDER

20,167 TOTAL PATIENTS

1,187 HOMELESS PATIENTS

47 VETERANS

48 AGRICULTURAL WORKERS

AGE OF PATIENTS

- **30%** 0-19
- **33%** 20-44
- **29%** 45-64
- **7%** 65+

RACE & ETHNICITY

- **43%** Black/African American
- **24%** White
- **24%** Hispanic/Latino
- **1%** Asian

INSURANCE SOURCE

- **27%** Uninsured
- **49%** Medicaid
- **7%** Medicare
- **16%** Private

COVENANT COMMUNITY CARE

"I WAS SICK AND YOU LOOKED AFTER ME" MATTHEW 25:36

SERVICE AREA

Macomb, Oakland, Wayne counties

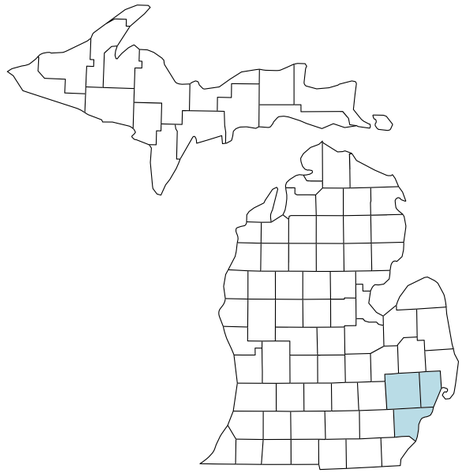

State House Districts: 1, 5, 6, 9, 16, 26
State Senate Districts: 1, 2, 3, 6, 13, 16
Congressional Districts: 6, 9, 13

Covenant Community Care, Inc. | 313.554.0485
559 W. Grand Blvd. | Detroit, MI | 48216
Joslyn Pettway | *COO*

Covered Bridge Healthcare of St. Joseph County

HEALTH OUTCOMES

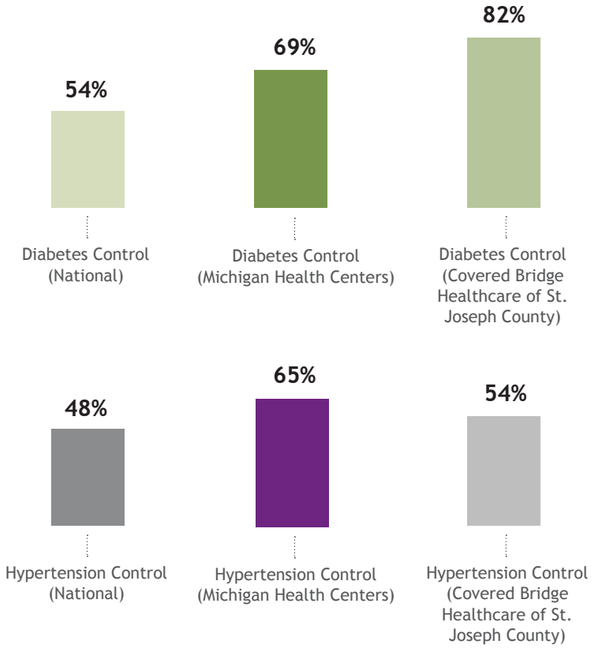

10,827 PATIENT VISITS

9,089 MEDICAL

354 BEHAVIORAL HEALTH

1,929 SUBSTANCE USE DISORDER

2,341 TOTAL PATIENTS

414 HOMELESS PATIENTS

99 VETERANS

44 AGRICULTURAL WORKERS

AGE OF PATIENTS

- **9%** 0-19
- **45%** 20-44
- **31%** 45-64
- **15%** 65+

RACE & ETHNICITY

- **4%** Black/African American
- **88%** White
- **8%** Hispanic/Latino

INSURANCE SOURCE

- **30%** Uninsured
- **42%** Medicaid
- **16%** Medicare
- **12%** Private

Covered Bridge Healthcare of St. Joseph County

SERVICE AREA

St. Joseph County

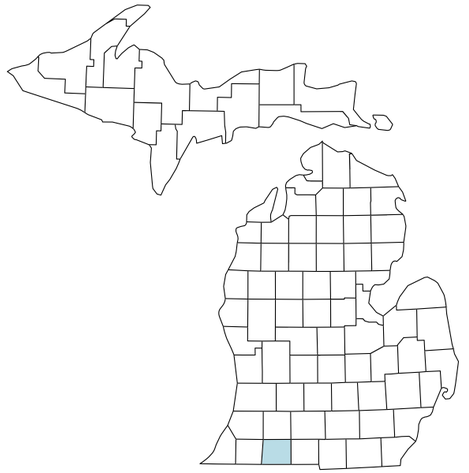

State House District: 59
State Senate District: 21
Congressional District: 6

Covered Bridge Healthcare of St. Joseph County | 269.467.3228
658 E. Main St. | Centreville, MI | 49032
Richard Shaffer, RN | *Executive Director*

Detroit Community Health Connection

HEALTH OUTCOMES

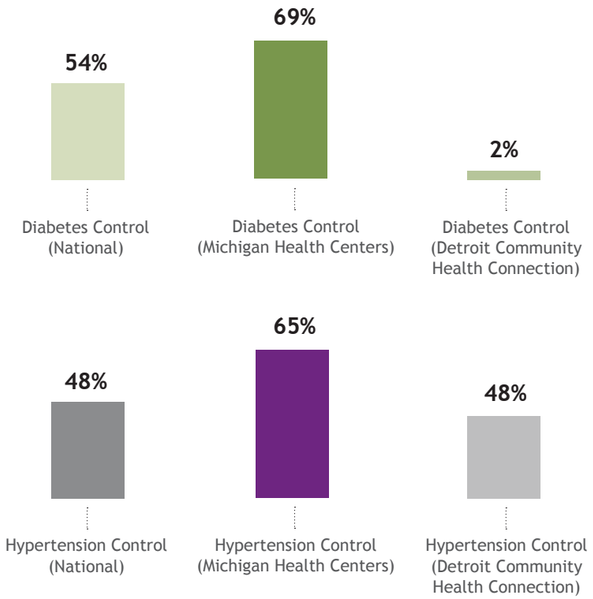

37,151 PATIENT VISITS

- **29,715** MEDICAL
- **5,779** DENTAL
- **264** BEHAVIORAL HEALTH
- **256** ENABLING SERVICES

12,309 TOTAL PATIENTS

271 HOMELESS PATIENTS

25 VETERANS

103 AGRICULTURAL WORKERS

AGE OF PATIENTS

- **40%** 0-19
- **29%** 20-44
- **22%** 45-64
- **8%** 65+

RACE & ETHNICITY

- **92%** Black/African American
- **3%** White
- **4%** Hispanic/Latino
- **2%** Pacific Islander

INSURANCE SOURCE

- **10%** Uninsured
- **71%** Medicaid
- **8%** Medicare
- **10%** Private

Detroit Community Health Connection, Inc.

SERVICE AREA

Wayne County

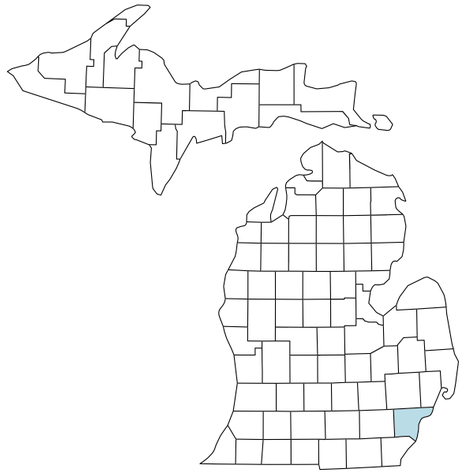

State House Districts: 2, 3, 5, 6
State Senate Districts: 1, 4
Congressional District: 14

Detroit Community Health Connection | 313.821.2591
13901 E. Jefferson | Detroit, MI | 48215
Wayne W. Bradley Sr. | *CEO*

East Jordan Family Health Center

HEALTH OUTCOMES

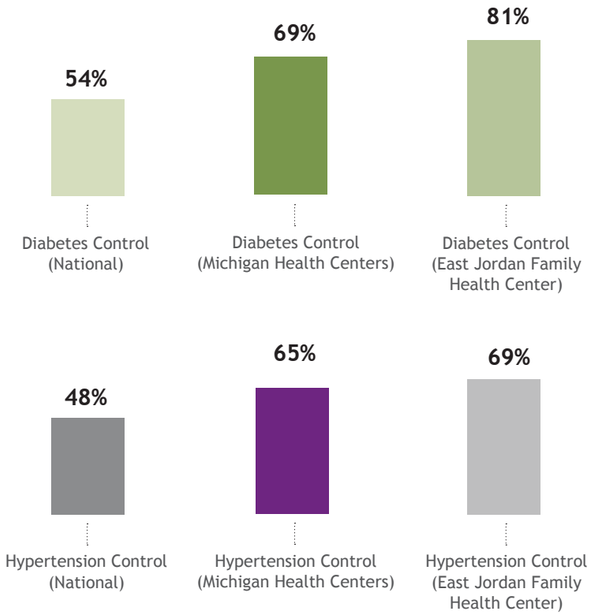

37,230 PATIENT VISITS

25,426 MEDICAL

16 DENTAL

2,442 BEHAVIORAL HEALTH

9,327 ENABLING SERVICES

8,196 TOTAL PATIENTS

86 HOMELESS PATIENTS

443 VETERANS

14 AGRICULTURAL WORKERS

AGE OF PATIENTS

- **21%** 0-19
- **26%** 20-44
- **30%** 45-64
- **23%** 65+

RACE & ETHNICITY

- **96%** White
- **1%** Hispanic/Latino

INSURANCE SOURCE

- **7%** Uninsured
- **26%** Medicaid
- **26%** Medicare
- **41%** Private

SERVICE AREA

Antrim, Charlevoix counties

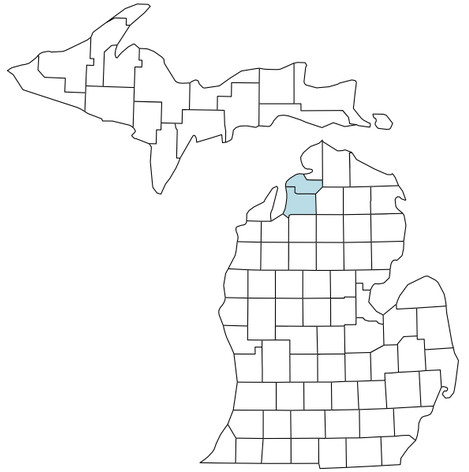

State House District: 105
State Senate District: 37
Congressional District: 1

East Jordan Family Health Center | 231.536.2206
601 Bridge St. | East Jordan, MI | 49727
Dan McKinnon | *Executive Director*

Family Health Care

HEALTH OUTCOMES

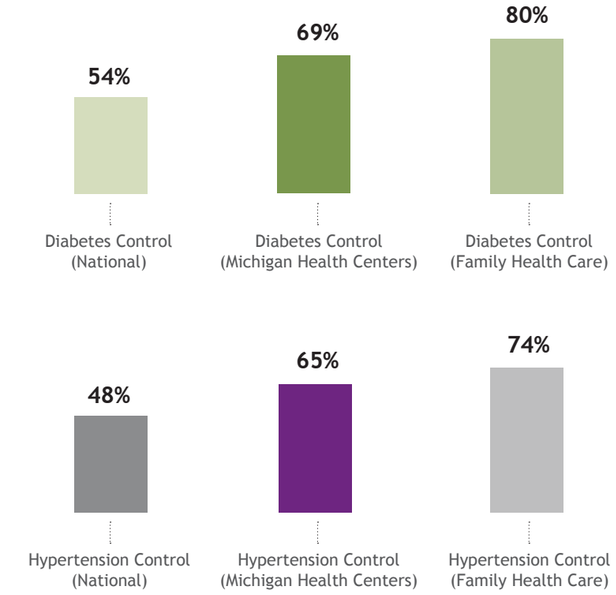

108,185 PATIENT VISITS

- **61,480** MEDICAL
- **26,653** DENTAL
- **11,448** BEHAVIORAL HEALTH
- **5,033** ENABLING SERVICES
- **1,044** SUBSTANCE USE DISORDER

25,581 TOTAL PATIENTS

459 HOMELESS PATIENTS

769 VETERANS

232 AGRICULTURAL WORKERS

AGE OF PATIENTS

- **33%** 0-19
- **27%** 20-44
- **27%** 45-64
- **13%** 65+

RACE & ETHNICITY

- **3%** Black/African American
- **84%** White
- **7%** Hispanic/Latino

INSURANCE SOURCE

- **9%** Uninsured
- **48%** Medicaid
- **17%** Medicare
- **27%** Private

Family Health Care

SERVICE AREA

Lake, Mecosta, Missaukee, Newaygo, Osceola, Wexford counties

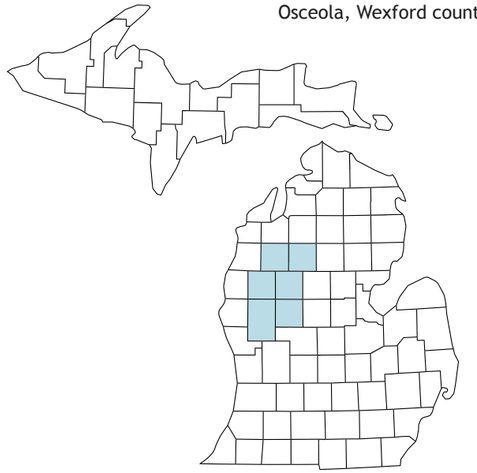

State House Districts: 100, 102, 103
State Senate Districts: 33, 34, 35
Congressional District: 2, 4

Family Health Care | 231.745.2743
1615 Michigan Avenue | Baldwin, MI | 49304
Julie Tatko | *CEO, President*

Family Health Center

HEALTH OUTCOMES

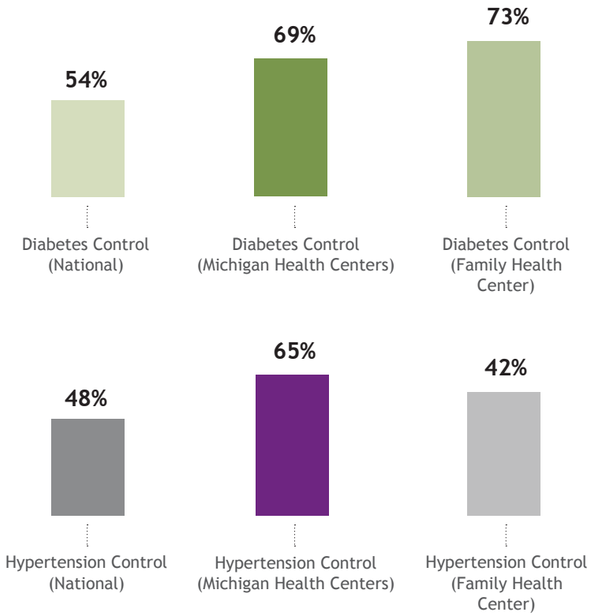

141,105 PATIENT VISITS

86,233 MEDICAL

21,516 DENTAL

14,495 BEHAVIORAL HEALTH

3,377 SUBSTANCE USE DISORDER

32,428 TOTAL PATIENTS

1,601 HOMELESS PATIENTS

241 VETERANS

261 AGRICULTURAL WORKERS

AGE OF PATIENTS

- **35%** 0-19
- **40%** 20-44
- **21%** 45-64
- **4%** 65+

RACE & ETHNICITY

- **39%** Black/African American
- **44%** White
- **10%** Hispanic/Latino
- **1%** Asian
- **14%** Unreported Race

INSURANCE SOURCE

- **18%** Uninsured
- **58%** Medicaid
- **9%** Medicare
- **15%** Private

FAMILYHEALTH center

SERVICE AREA

Kalamazoo County

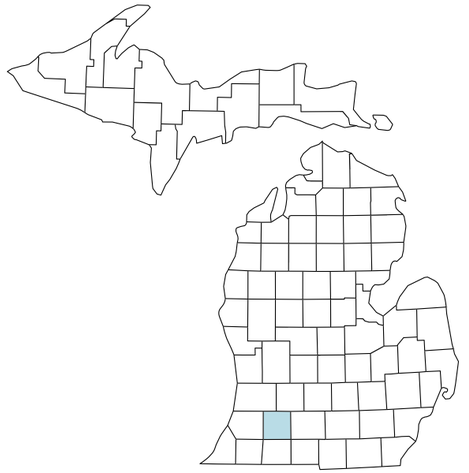

State House Districts: 60
State Senate District: 20
Congressional District: 6

Family Health Center | 269.349.4257
117 W. Paterson St. | Kalamazoo, MI | 49007
Denise Crawford, MSW, MBA | *CEO*

Family Medical Center of Michigan

HEALTH OUTCOMES

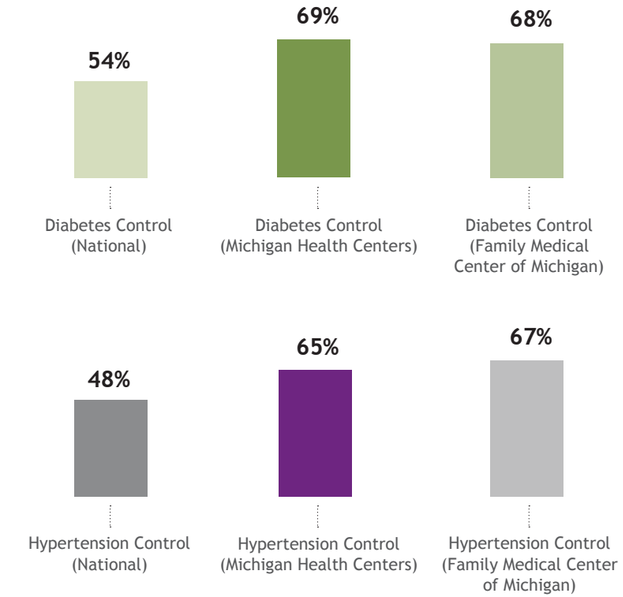

70,761 PATIENT VISITS

41,834 MEDICAL

16,526 DENTAL

10,064 BEHAVIORAL HEALTH

1,205 SUBSTANCE USE DISORDER

18,283 TOTAL PATIENTS

788 HOMELESS PATIENTS

240 VETERANS

220 AGRICULTURAL WORKERS

AGE OF PATIENTS

- **18%** 0-19
- **38%** 20-44
- **33%** 45-64
- **11%** 65+

RACE & ETHNICITY

- **4%** Black/African American
- **82%** White
- **1%** American Indian/Alaska Native
- **1%** Asian
- **6%** Hispanic/Latino

INSURANCE SOURCE

- **10%** Uninsured
- **46%** Medicaid
- **12%** Medicare
- **32%** Private

SERVICE AREA

Lenawee, Monroe, Southern Wayne counties

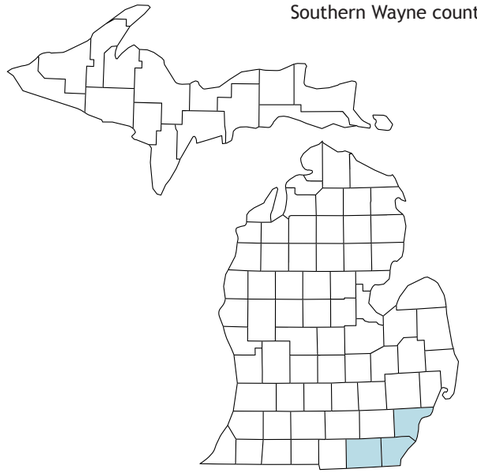

State House Districts: 13, 17, 56, 57
State Senate Districts: 4, 17
Congressional Districts: 7, 12

Family Medical Center of Michigan | 734.654.2169
8765 Lewis Ave. | Temperance, MI | 48182
Ed Larkins, MBA, MHA | *Executive Director*

Genesee Community Health Center

HEALTH OUTCOMES

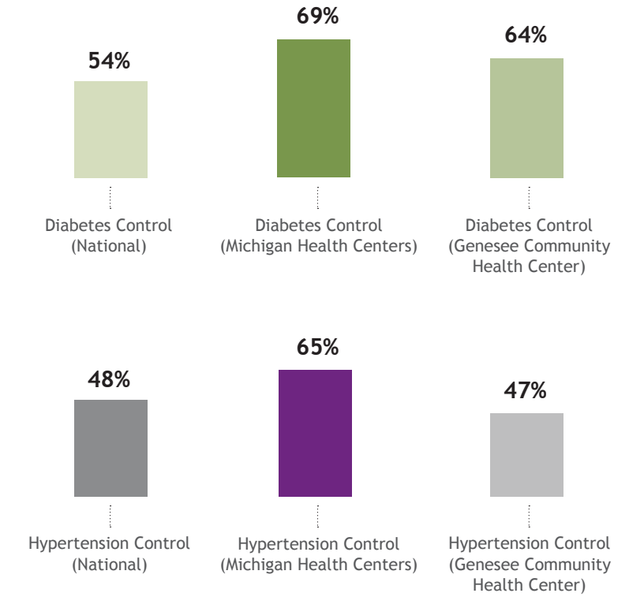

- **23,701** PATIENT VISITS
  - **14,966** MEDICAL
  - **260** DENTAL
  - **6,048** BEHAVIORAL HEALTH
  - **921** ENABLING SERVICES
  - **1,506** SUBSTANCE USE DISORDER
- **4,290** TOTAL PATIENTS
- **1,286** HOMELESS PATIENTS
- **94** VETERANS
- **78** AGRICULTURAL WORKERS

AGE OF PATIENTS

- **7%** 0-19
- **53%** 20-44
- **37%** 45-64
- **3%** 65+

RACE & ETHNICITY

- **30%** Black/African American
- **64%** White
- **2%** Hispanic/Latino
- **1%** American Indian/Alaska Native
- **1%** Pacific Islander

INSURANCE SOURCE

- **8%** Uninsured
- **67%** Medicaid
- **5%** Medicare
- **10%** Private

GENESEE Community Health CENTER

SERVICE AREA

Genesee county

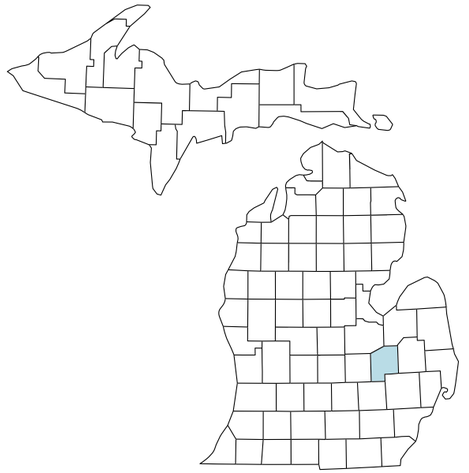

State House District: 34
State Senate District: 27
Congressional District: 5

Genesee Community Health Center | 810.496.5777
725 Mason St. | Flint, MI | 48503
Jean Troop, MBA, RHIT | *Executive Director*

Grace Health

HEALTH OUTCOMES

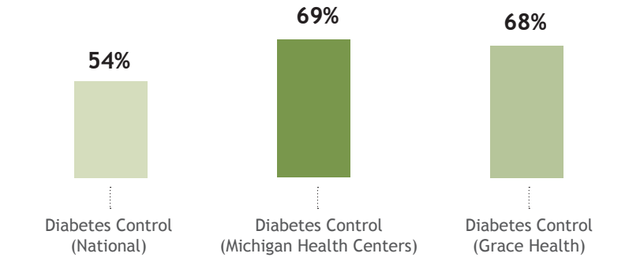

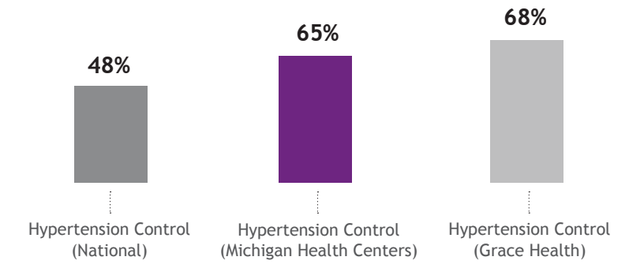

134,482 PATIENT VISITS

92,398 MEDICAL

22,250 DENTAL

10,528 BEHAVIORAL HEALTH

545 ENABLING SERVICES

31,336 TOTAL PATIENTS

1,872 HOMELESS PATIENTS

570 VETERANS

AGE OF PATIENTS

- **38%** 0-19
- **35%** 20-44
- **21%** 45-64
- **7%** 65+

RACE & ETHNICITY

- **20%** Black/African American
- **62%** White
- **5%** Hispanic/Latino
- **1%** American Indian/Alaska Native
- **5%** Asian

INSURANCE SOURCE

- **11%** Uninsured
- **58%** Medicaid
- **10%** Medicare
- **21%** Private

SERVICE AREA

Calhoun County

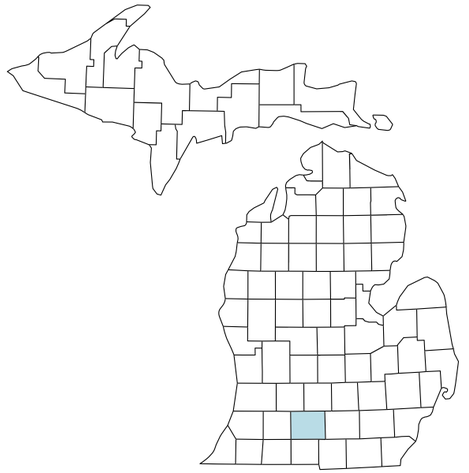

State House District: 62
State Senate District: 19
Congressional District: 3

Grace Health | 269.966.2600
181 W. Emmett St. | Battle Creek, MI | 49037
Peter Chang, MD, MPH, FAAFP | *CEO*

Great Lakes Bay Health Centers

HEALTH OUTCOMES

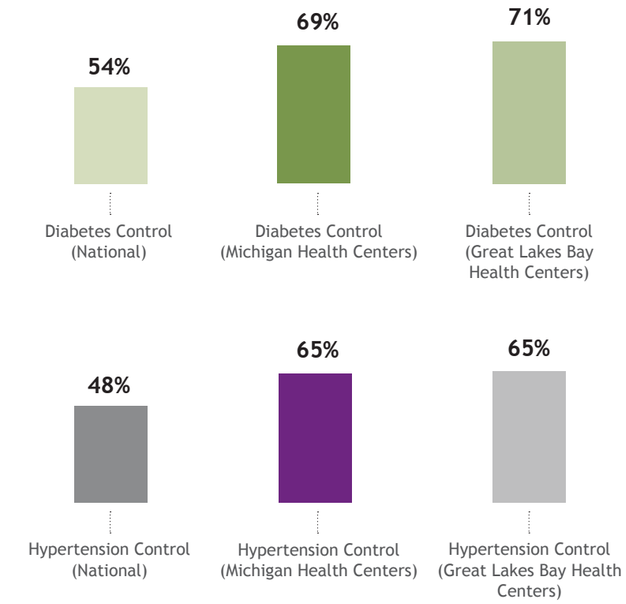

247,721 PATIENT VISITS

- **146,023** MEDICAL
- **56,334** DENTAL
- **27,852** BEHAVIORAL HEALTH
- **8,596** ENABLING SERVICES
- 3,003 SUBSTANCE USE DISORDERS

57,036 TOTAL PATIENTS

4 HOMELESS PATIENTS

1,720 VETERANS

1,578 AGRICULTURAL WORKERS

AGE OF PATIENTS

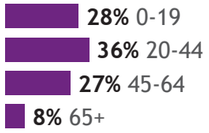

RACE & ETHNICITY

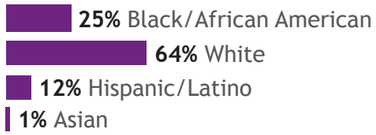

INSURANCE SOURCE

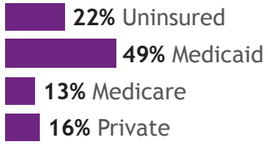

Great Lakes Bay Health Centers

SERVICE AREA

Arenac, Bay, Gratiot, Huron, Ionia, Lapeer, Macomb, Midland, Montcalm, Ogemaw, Saginaw, Sanilac, Shiawassee, St. Clair, Tuscola, Washtenaw counties

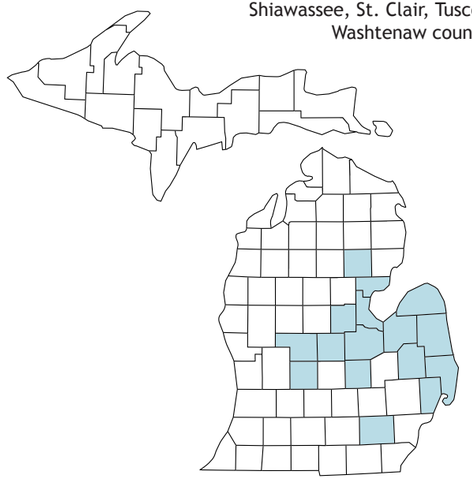

State House Districts: 82, 84, 85, 86, 94, 95, 96, 103
State Senate Districts: 19, 24, 25, 31, 32, 35
Congressional Districts: 3, 4, 5, 10

Great Lakes Bay Health Centers | 989.759.6470
501 Lapeer Ave. | Saginaw, MI | 48607
Brenda Coughlin, MD, MPH, FAAFP | *CEO*

Hackley Community Care Center

HEALTH OUTCOMES

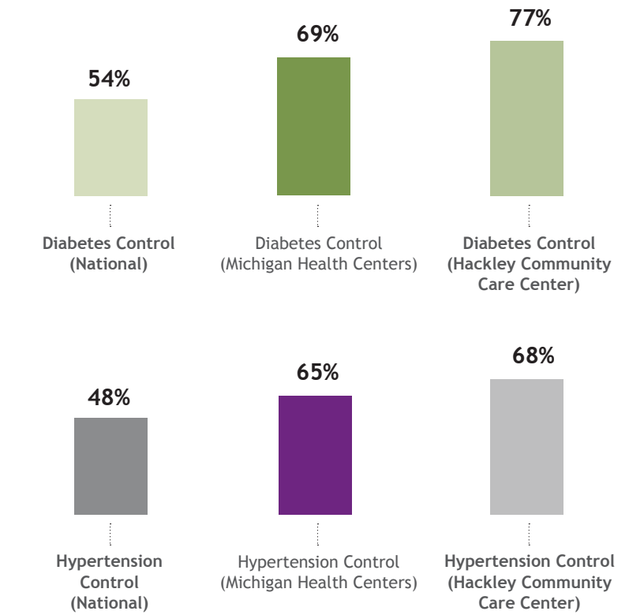

- **89,512** PATIENT VISITS
  - **51,202** MEDICAL
  - **19,991** DENTAL
  - **16,482** BEHAVIORAL HEALTH
  - **1,094** ENABLING SERVICES
  - 3,003 SUBSTANCE USE DISORDERS

17,790 TOTAL PATIENTS

129 HOMELESS PATIENTS

282 VETERANS

21 AGRICULTURAL WORKERS

AGE OF PATIENTS

- **44%** 0-19
- **31%** 20-44
- **19%** 45-64
- **6%** 65+

RACE & ETHNICITY

- **37%** Black/African American
- **48%** White
- **10%** Hispanic/Latino
- **1%** American Indian/Alaska Native

INSURANCE SOURCE

- **13%** Uninsured
- **57%** Medicaid
- **12%** Medicare
- **18%** Private

HACKLEY COMMUNITY CARE

SERVICE AREA

Muskegon County

State House Districts: 91, 92
State Senate District: 34
Congressional District: 2

Hackley Community Care Center | 231.733.1335
255 Seminole Rd., Ste. 201 | Muskegon, MI | 49444
Linda Juarez, MPH | *CEO*

Hamilton Community Health Network

HEALTH OUTCOMES

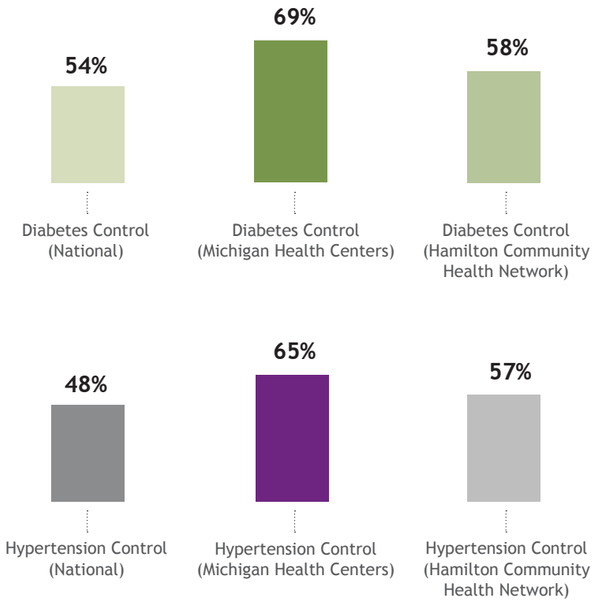

99,948 PATIENT VISITS

69,704 MEDICAL

18,363 DENTAL

3,757 BEHAVIORAL HEALTH

73 SUBSTANCE USE DISORDER

23,712 TOTAL PATIENTS

533 HOMELESS PATIENTS

481 VETERANS

2 AGRICULTURAL WORKERS

AGE OF PATIENTS

- **20%** 0-19
- **39%** 20-44
- **33%** 45-64
- **8%** 65+

RACE & ETHNICITY

- **47%** Black/African American
- **42%** White
- **3%** Hispanic/Latino
- **1%** American Indian/Alaska Native

INSURANCE SOURCE

- **19%** Uninsured
- **58%** Medicaid
- **12%** Medicare
- **11%** Private

Hamilton Community Health Network

SERVICE AREA

Genesee, Lapeer counties

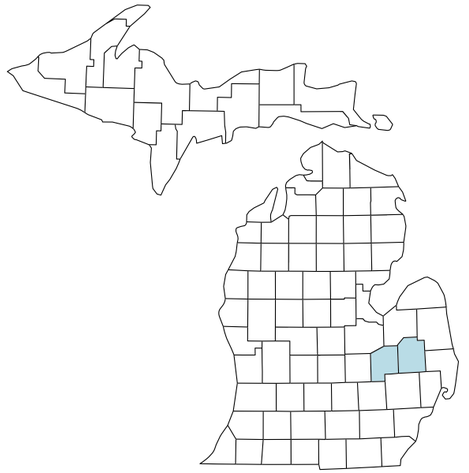

State House Districts: 34, 48, 49, 50, 82
State Senate Districts: 27, 31
Congressional Districts: 5, 10

Hamilton Community Health Network | 810.406.4951
225 E. Fifth St., Ste. 300 | Flint, MI | 48502
Clarence Pierce | *CEO*

Health Centers Detroit Medical Group

HEALTH OUTCOMES

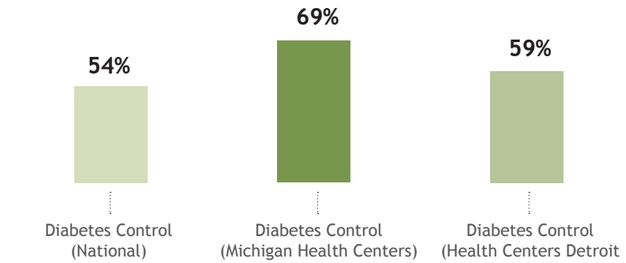

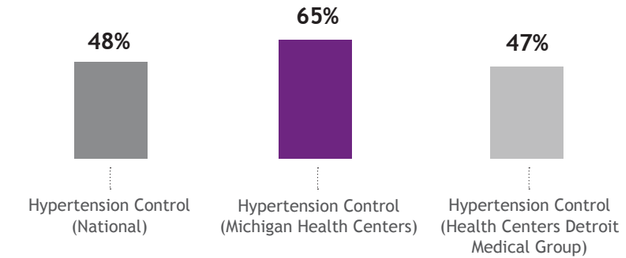

25,706 PATIENT VISITS

24,904 MEDICAL

3,757 BEHAVIORAL HEALTH

8,242 TOTAL PATIENTS

875 HOMELESS PATIENTS

1,691 VETERANS

AGE OF PATIENTS

- **17%** 0-19
- **27%** 20-44
- **39%** 45-64
- **17%** 65+

RACE & ETHNICITY

- **89%** Black/African American
- **3%** White

INSURANCE SOURCE

- **11%** Uninsured
- **45%** Medicaid
- **20%** Medicare
- **24%** Private

HEALTH CENTERS DETROIT MEDICAL GROUP

SERVICE AREA

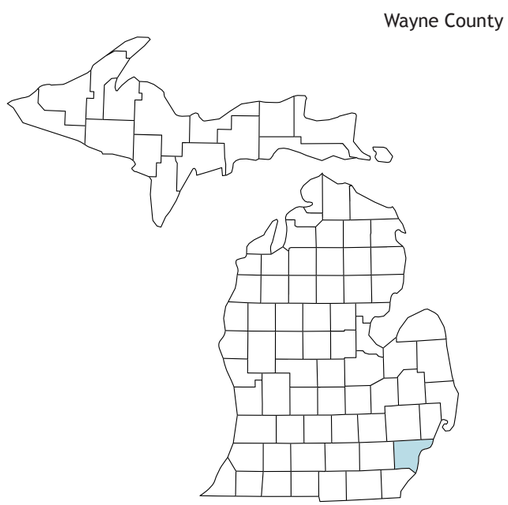

State House Districts: 4, 6, 35
State Senate Districts: 1, 11
Congressional Districts: 13, 14

Health Centers Detroit Medical Group | 313.966.5187
4201 Saint Antoine, UHC 9D | Detroit, MI | 48201
Herbert Smitherman Jr., MD, MPH | *CEO*

Honor Community Health

HEALTH OUTCOMES

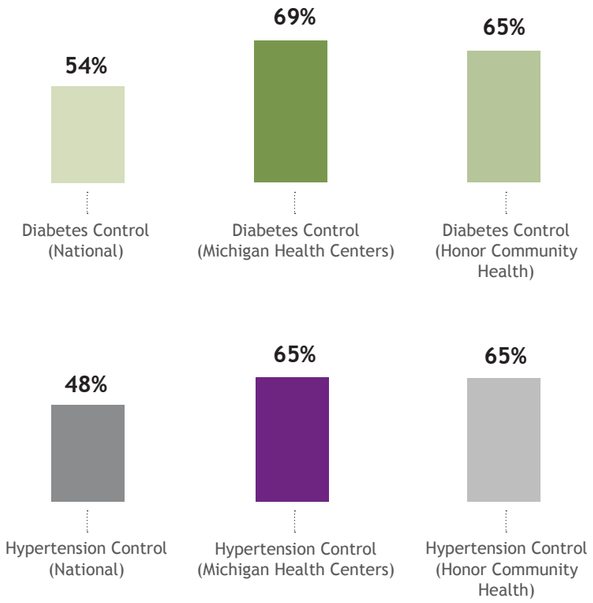

54,431 PATIENT VISITS

332,606 MEDICAL

8,360 DENTAL

7,072 BEHAVIORAL HEALTH

4,415 ENABLING SERVICES

833 SUBSTANCE ABUSE DISORDER

13,436 TOTAL PATIENTS

1,505 HOMELESS PATIENTS

153 VETERANS

21 AGRICULTURAL WORKERS

AGE OF PATIENTS

- **31%** 0-19
- **34%** 20-44
- **28%** 45-64
- **7%** 65+

RACE & ETHNICITY

- **38%** Black/African American
- **48%** White
- **20%** Hispanic/Latino
- **1%** Asian

INSURANCE SOURCE

- **18%** Uninsured
- **55%** Medicaid
- **11%** Medicare
- **16%** Private

HONOR Community HEALTH
Live healthy. Be well.

SERVICE AREA

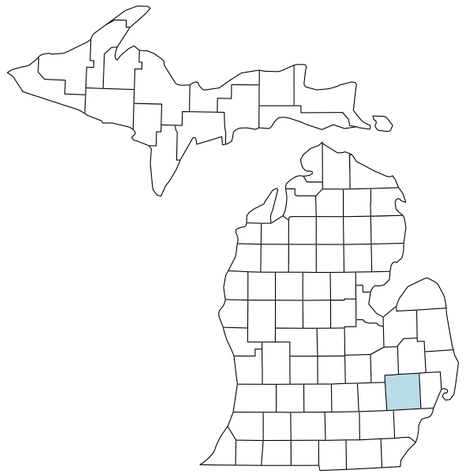

State House Districts: 29, 35, 43
State Senate Districts: 11, 12, 14
Congressional Districts: 11, 14

Honor Community Health | 248.724.7600
461 W. Huron, Ste. 103 | Pontiac, MI | 48341
Debra Brinson, MPA | *CEO*

Ingham Community Health Centers

HEALTH OUTCOMES

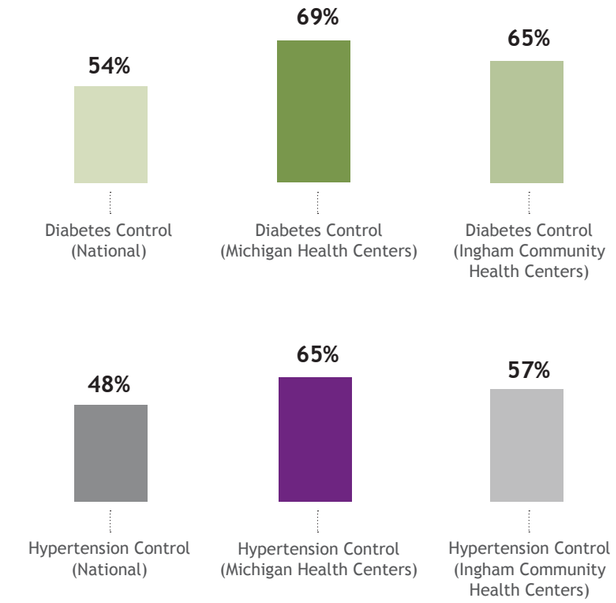

78,537 PATIENT VISITS

55,022 MEDICAL

11,870 DENTAL

10,753 BEHAVIORAL HEALTH

23,383 TOTAL PATIENTS

2,337 HOMELESS PATIENTS

293 VETERANS

148 AGRICULTURAL WORKERS

AGE OF PATIENTS

- **41%** 0-19
- **33%** 20-44
- **21%** 45-64
- **5%** 65+

RACE & ETHNICITY

- **29%** Black/African American
- **32%** White
- **12%** Hispanic/Latino
- **5%** Asian

INSURANCE SOURCE

- **14%** Uninsured
- **66%** Medicaid
- **10%** Medicare
- **10%** Private

Ingham Community Health Centers

SERVICE AREA

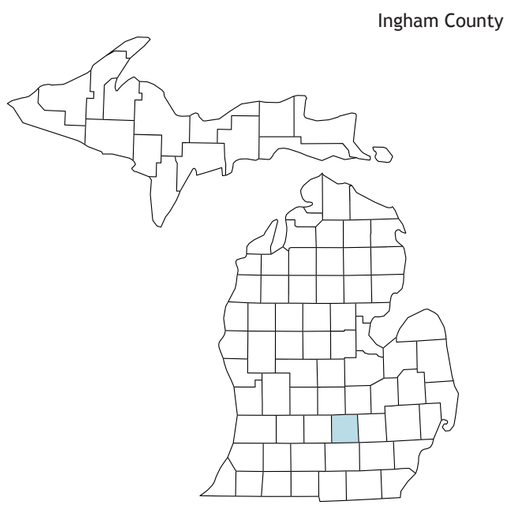

State House Districts: 67, 68
State Senate District: 23
Congressional District: 8

Ingham Community Health Centers | 517.887.4647
5303 S. Cedar St. | Lansing, MI | 48911
Kris Drake, MHA, FACHE | *Executive Director, Deputy Health Officer*

Institute for Population Health

HEALTH OUTCOMES

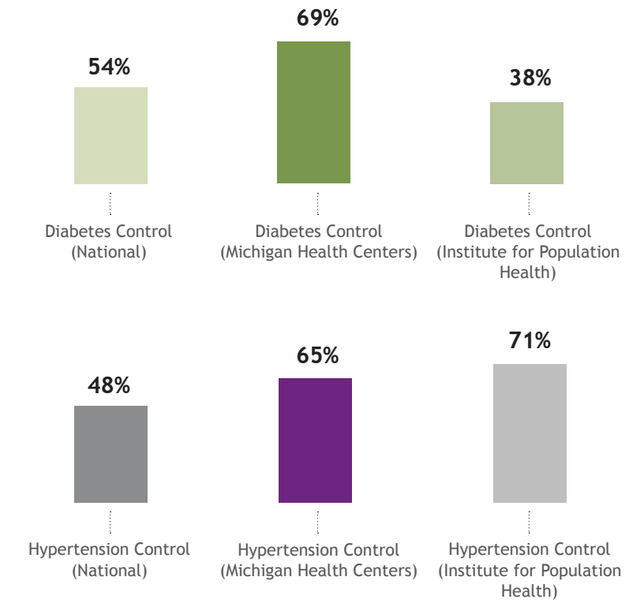

7,045 PATIENT VISITS

4,298 MEDICAL

370 DENTAL

586 BEHAVIORAL HEALTH

1,717 ENABLING SERVICES

833 SUBSTANCE ABUSE DISORDER

3,043 TOTAL PATIENTS

137 HOMELESS PATIENTS

16 VETERANS

AGE OF PATIENTS

- **42%** 0-19
- **47%** 20-44
- **10%** 45-64
- **2%** 65+

RACE & ETHNICITY

- **79%** Black/African American
- **3%** White
- **1%** Hispanic/Latino
- **1%** Asian

INSURANCE SOURCE

- **29%** Uninsured
- **57%** Medicaid
- **1%** Medicare
- **13%** Private

IPH
Institute for Population Health®

SERVICE AREA

Wayne County

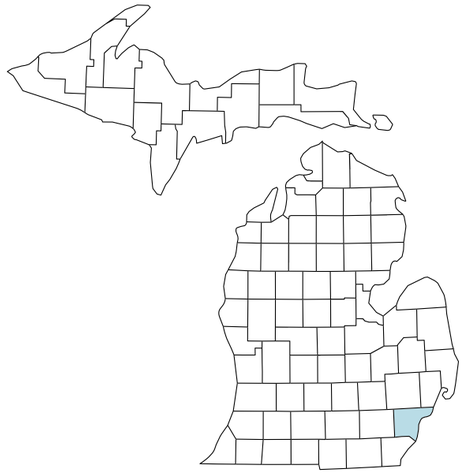

State House Districts: 1, 4, 10
State Senate Districts: 2, 5
Congressional District: 13, 14

Institute for Population Health | 313.309.9350
19830 James Couzens | Detroit, MI | 48235
Gwendolyn A. Daniels, DNP, RN | *Interim CEO*

InterCare Community Health Network

HEALTH OUTCOMES

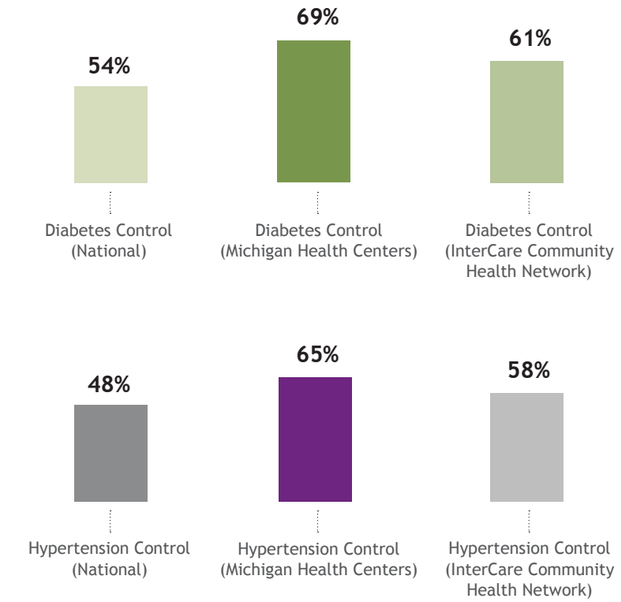

- **141,992** PATIENT VISITS
  - **87,060** MEDICAL
  - **40,279** DENTAL
  - **10,742** BEHAVIORAL HEALTH
  - **3,765** ENABLING SERVICES
  - **833** SUBSTANCE ABUSE DISORDER
- **42,609** TOTAL PATIENTS
- **3,185** HOMELESS PATIENTS
- **518** VETERANS
- **7,936** AGRICULTURAL WORKERS

AGE OF PATIENTS

- **33%** 0-19
- **35%** 20-44
- **24%** 45-64
- **8%** 65+

RACE & ETHNICITY

- **28%** Black/African American
- **43%** White
- **35%** Hispanic/Latino
- **1%** Asian
- **1%** American Indian/Alaska Native

INSURANCE SOURCE

- **20%** Uninsured
- **60%** Medicaid
- **10%** Medicare
- **10%** Private

InterCare
Community Health Network

SERVICE AREA

Allegan, Berrien, Kent, Ottawa, Van Buren counties

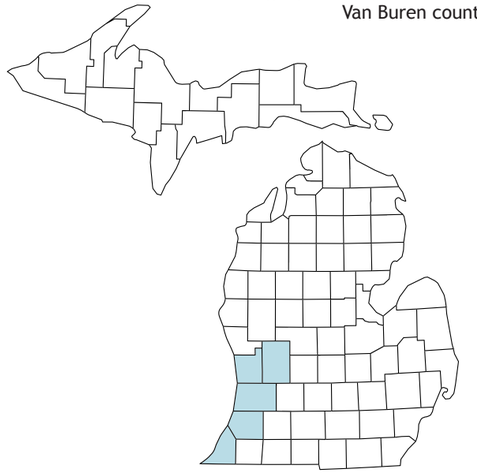

State House Districts: 66, 74, 78, 79, 80, 90
State Senate Districts: 21, 26, 28, 30
Congressional Districts: 2, 3, 6

Intercare Community Health Network | 269.427.7937
50 Industrial Park Dr. | Bangor, MI | 49013
Velma Hendershott | *CEO*

Isabella Citizens for Health, Inc.

HEALTH OUTCOMES

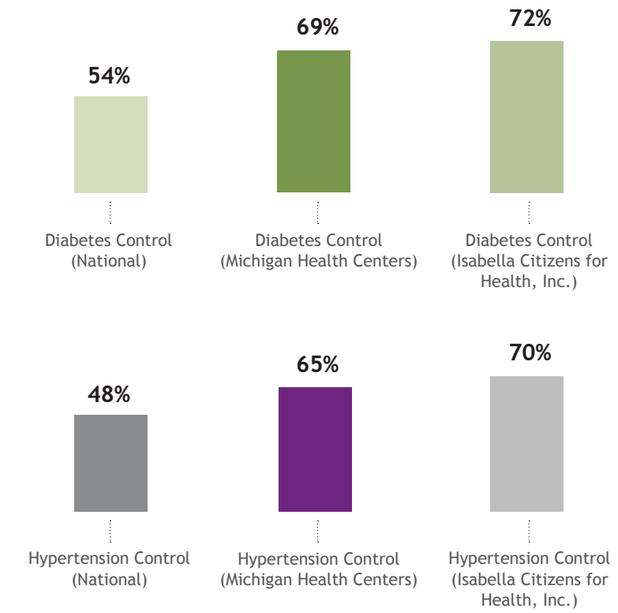

22,873 PATIENT VISITS

20,567 MEDICAL

1,867 BEHAVIORAL HEALTH

439 SUBSTANCE USE DISORDER

6,799 TOTAL PATIENTS

17 HOMELESS PATIENTS

312 VETERANS

6 AGRICULTURAL WORKERS

AGE OF PATIENTS

- **31%** 0-19
- **26%** 20-44
- **26%** 45-64
- **17%** 65+

RACE & ETHNICITY

- **1%** Black/African American
- **75%** White
- **4%** Hispanic/Latino
- **1%** Asian
- **1%** American Indian/Alaska Native

INSURANCE SOURCE

- **4%** Uninsured
- **34%** Medicaid
- **22%** Medicare
- **41%** Private

Isabella Citizens for Health, Inc.

SERVICE AREA

Isabella County

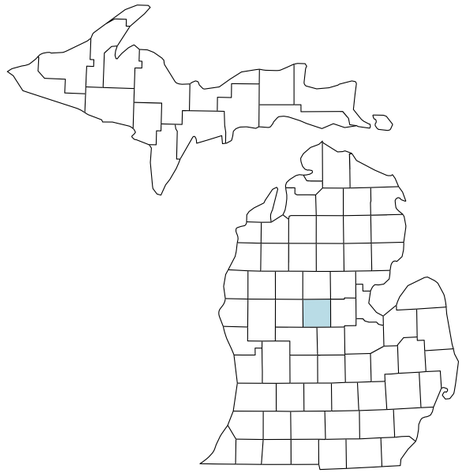

State House District: 99
State Senate District: 33
Congressional District: 4

Isabella Citizens for Health, Inc. | 989.953.5320
2940 Health Parkway | Mt. Pleasant, MI | 48858
Jennifer White | *CEO*

MidMichigan Community Health Services

HEALTH OUTCOMES

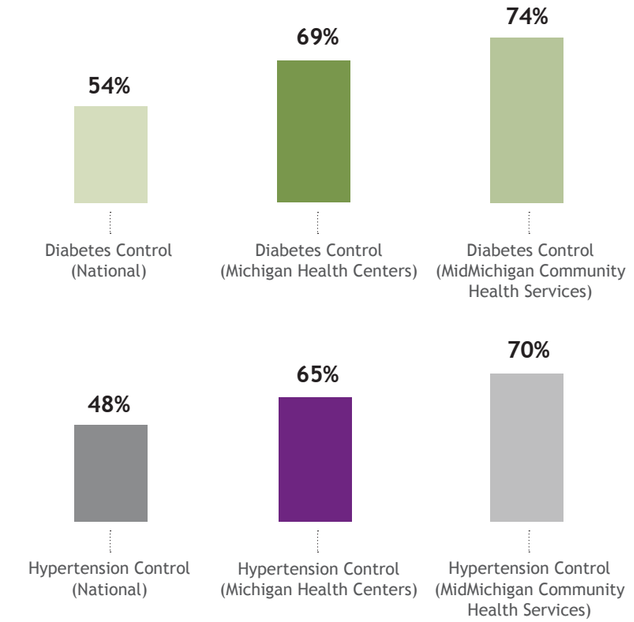

49,474 PATIENT VISITS

37,679 MEDICAL

4,006 DENTAL

5,087 BEHAVIORAL HEALTH

2,559 ENABLING SERVICES

439 SUBSTANCE USE DISORDER

15,986 TOTAL PATIENTS

7 HOMELESS PATIENTS

813 VETERANS

AGE OF PATIENTS

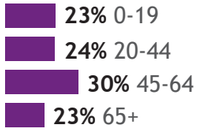

RACE & ETHNICITY

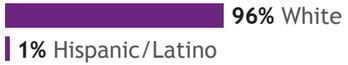

INSURANCE SOURCE

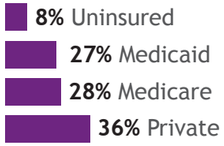

MidMichigan Community Health Services
AN AFFILIATE OF MIDMICHIGAN HEALTH

SERVICE AREA

Gladwin, Midland, Roscommon counties

State House Districts: 97, 103
State Senate Districts: 35, 36
Congressional District: 4

MidMichigan Community Health Services | 989.422.5122
9249 W. Lake City Rd. | Houghton Lake, MI | 48629
Jim Raschke, MBA, FHFMA | *CEO*

Muskegon Family Care

HEALTH OUTCOMES

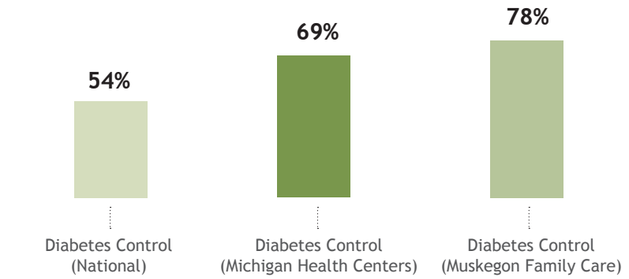

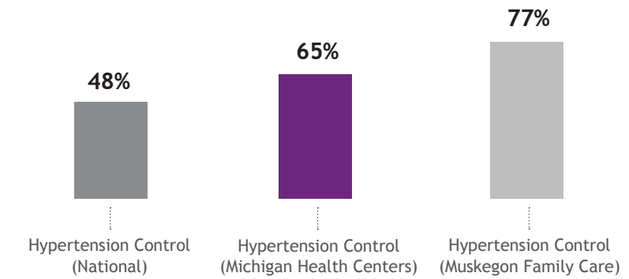

76,347 PATIENT VISITS

46,177 MEDICAL

21,063 DENTAL

3,799 BEHAVIORAL HEALTH

1,705 ENABLING SERVICES

3,603 SUBSTANCE USE DISORDER

17,171 TOTAL PATIENTS

335 HOMELESS PATIENTS

358 VETERANS

156 AGRICULTURAL WORKERS

AGE OF PATIENTS

- **29%** 0-19
- **35%** 20-44
- **26%** 45-64
- **10%** 65+

RACE & ETHNICITY

- **34%** Black/African American
- **56%** White
- **2%** American Indian/Alaska Native
- **7%** Hispanic/Latino
- **1%** Asian

INSURANCE SOURCE

- **7%** Uninsured
- **64%** Medicaid
- **16%** Medicare
- **15%** Private

Muskegon Family Care

SERVICE AREA

Muskegon County

State House District: 92
State Senate District: 34
Congressional District: 2

Muskegon Family Care | 231.733.4800
2201 S. Getty St. | Muskegon Heights, MI | 49444
Sherry Figueroa | *Interim CEO*

MyCare Health Center

HEALTH OUTCOMES

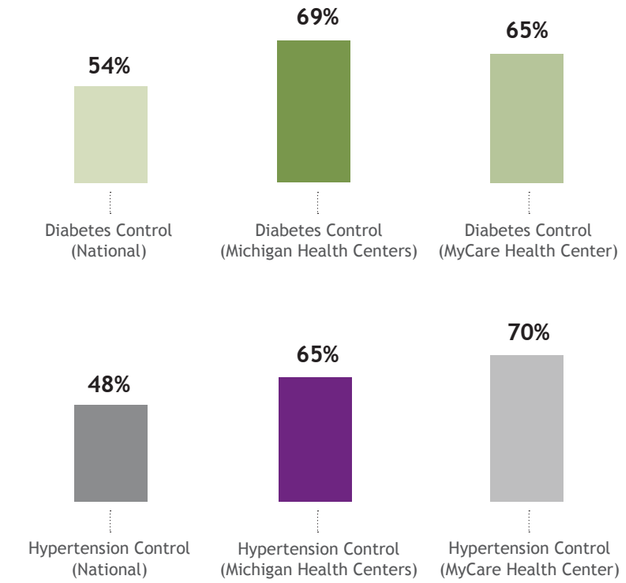

14,948 PATIENT VISITS

9,554 MEDICAL

3,797 DENTAL

485 BEHAVIORAL HEALTH

5 ENABLING SERVICES

872 SUBSTANCE USE DISORDER

4,565 TOTAL PATIENTS

205 HOMELESS PATIENTS

47 VETERANS

31 AGRICULTURAL WORKERS

AGE OF PATIENTS

- **15%** 0-19
- **39%** 20-44
- **38%** 45-64
- **8%** 65+

RACE & ETHNICITY

- **30%** Black/African American
- **57%** White
- **2%** Hispanic/Latino
- **4%** Asian
- **1%** Other Pacific Islander

INSURANCE SOURCE

- **8%** Uninsured
- **58%** Medicaid
- **15%** Medicare
- **20%** Private

MyCare HEALTH CENTER

SERVICE AREA

Macomb County

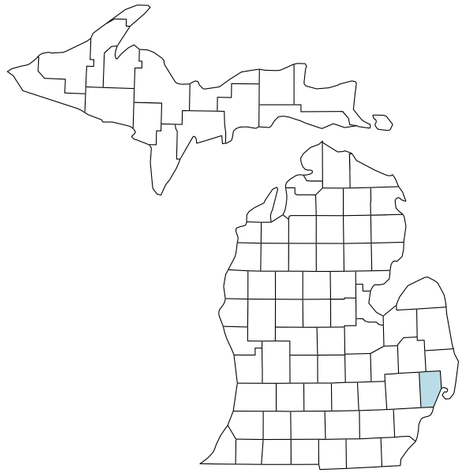

State House Districts: 26, 28, 31
State Senate Districts: 8, 9, 11
Congressional District: 9

MyCare Health Center | 586.619.9986
6800 E. 10 Mile Rd. | Center Line, MI | 48015
Karen Wood, RD | *CEO*

Northwest Michigan Health Services, Inc.

HEALTH OUTCOMES

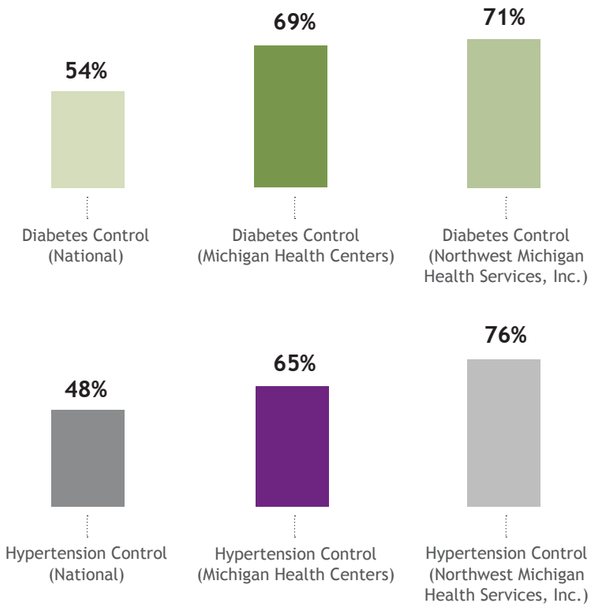

28,353 PATIENT VISITS

10,053 MEDICAL

14,174 DENTAL

2,697 BEHAVIORAL HEALTH

463 ENABLING SERVICES

966 SUBSTANCE USE DISORDER

8,191 TOTAL PATIENTS

58 HOMELESS PATIENTS

248 VETERANS

862 AGRICULTURAL WORKERS

AGE OF PATIENTS

- **25%** 0-19
- **37%** 20-44
- **28%** 45-64
- **11%** 65+

RACE & ETHNICITY

- **2%** Black/African American
- **87%** White
- **1%** American Indian/Alaska Native
- **23%** Hispanic/Latino

INSURANCE SOURCE

- **26%** Uninsured
- **47%** Medicaid
- **8%** Medicare
- **19%** Private

NORTHWEST MICHIGAN Health Services Inc

SERVICE AREA

Antrim, Benzie, Grand Traverse, Leelanau, Manistee, Mason, Oceana counties

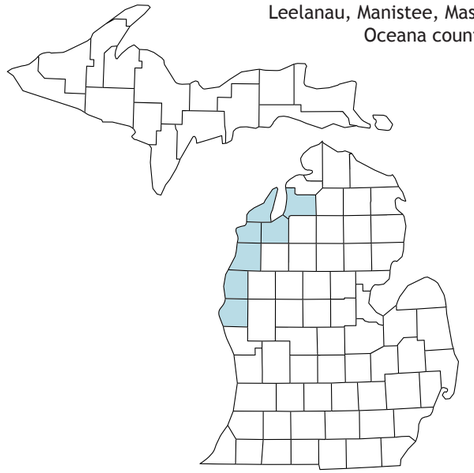

State House Districts: 100, 101, 104
State Senate Districts: 34, 35, 37
Congressional Districts: 1, 2

Northwest Michigan Health Services, Inc. | 231.947.1112
10767 E. Traverse Hwy. | Traverse City, MI | 49684
Heidi Britton, MPH, CPHA | *CEO*

Packard Health

HEALTH OUTCOMES

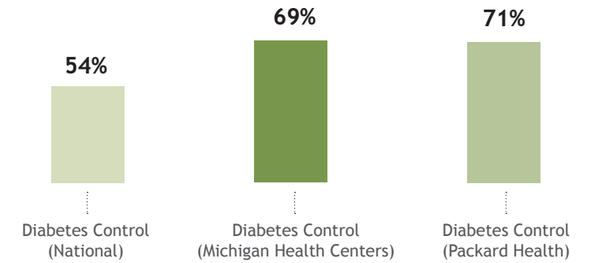

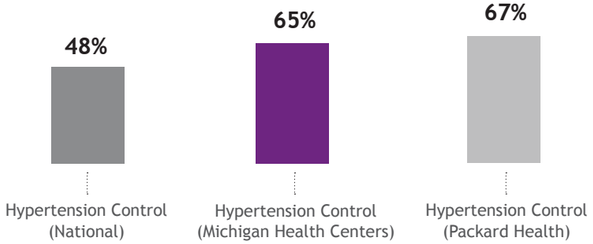

39,514 PATIENT VISITS

33,130 MEDICAL

4,812 BEHAVIORAL HEALTH

1,096 SUBSTANCE USE DISORDER

11,766 TOTAL PATIENTS

1,471 HOMELESS PATIENTS

87 VETERANS

21 AGRICULTURAL WORKERS

AGE OF PATIENTS

- **11%** 0-19
- **50%** 20-44
- **29%** 45-64
- **11%** 65+

RACE & ETHNICITY

- **18%** Black/African American
- **44%** White
- **7%** Hispanic/Latino
- **4%** Asian
- **1%** American Indian/Alaska Native

INSURANCE SOURCE

- **6%** Uninsured
- **34%** Medicaid
- **15%** Medicare
- **45%** Private

Packard Health

SERVICE AREA

Washtenaw County

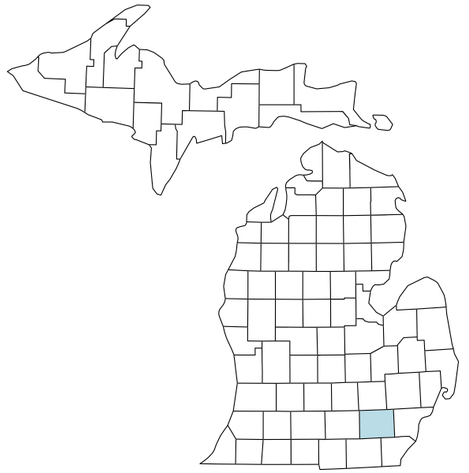

State House Districts: 53, 54, 55
State Senate District: 18
Congressional District: 12

Packard Health | 734.971.1073
3174 Packard Rd. | Ann Arbor, MI | 48108
Ray Rion, MD | *CEO*

Sterling Area Health Center

HEALTH OUTCOMES

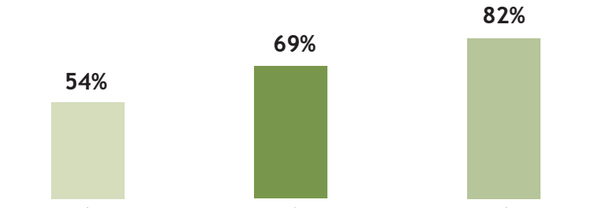

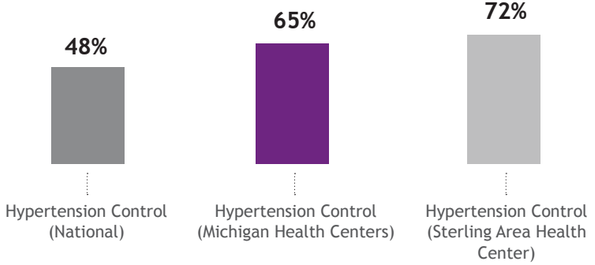

34,145 PATIENT VISITS

15,608 MEDICAL

13,208 DENTAL

3,299 BEHAVIORAL HEALTH

689 ENABLING SERVICES

815 SUBSTANCE USE DISORDER

8,755 TOTAL PATIENTS

88 HOMELESS PATIENTS

293 VETERANS

44 AGRICULTURAL WORKERS

AGE OF PATIENTS

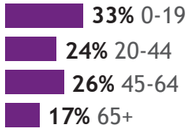

RACE & ETHNICITY

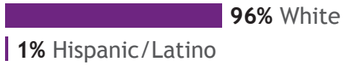

INSURANCE SOURCE

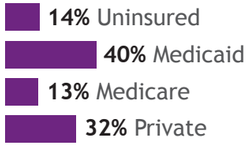

SERVICE AREA

Arenac, Bay, Gladwin, Iosco, Ogemaw counties

State House Districts: 97, 103, 106
State Senate Districts: 35, 36
Congressional Districts: 4, 5

Sterling Area Health Center | 989.654.2072
725 E. State St. | Sterling, MI | 48659
George Olson | *CEO*

The Wellness Plan Medical Centers

HEALTH OUTCOMES

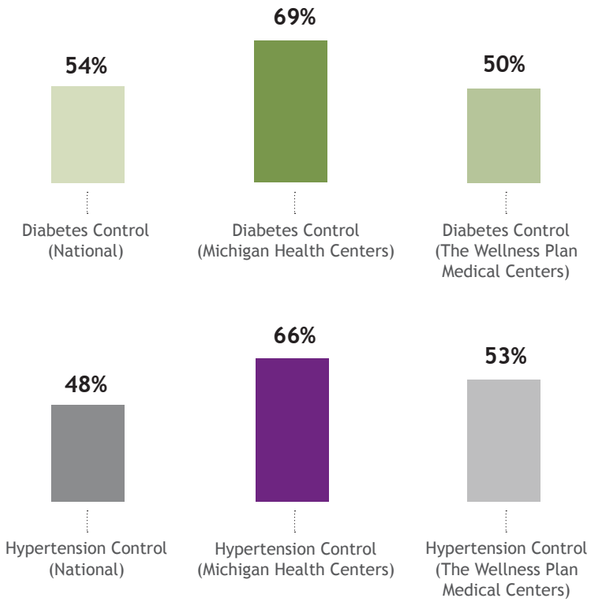

64,819 PATIENT VISITS

44,895 MEDICAL

16,464 DENTAL

3,225 BEHAVIORAL HEALTH

235 SUBSTANCE USE DISORDER

22,316 TOTAL PATIENTS

239 HOMELESS PATIENTS

113 VETERANS

313 AGRICULTURAL WORKERS

AGE OF PATIENTS

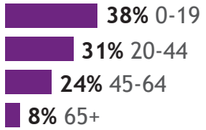

RACE & ETHNICITY

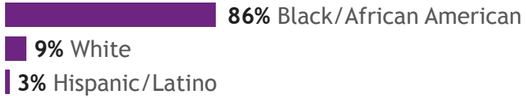

INSURANCE SOURCE

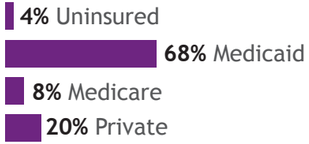

SERVICE AREA

Oakland, Wayne counties

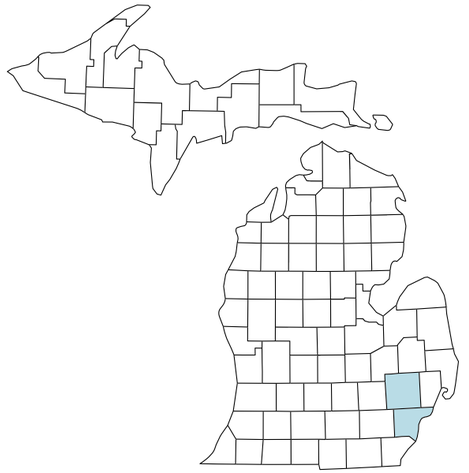

State House Districts: 4, 10, 26, 29
State Senate Districts: 2, 11, 12
Congressional Districts: 13, 14

The Wellness Plan Medical Centers | 313.202.8550
7700 Second Ave. | Detroit, MI | 48202
Anthony King, FACHE, MHSA | *Executive Director/CEO*

Thunder Bay Community Health Service, Inc.

HEALTH OUTCOMES

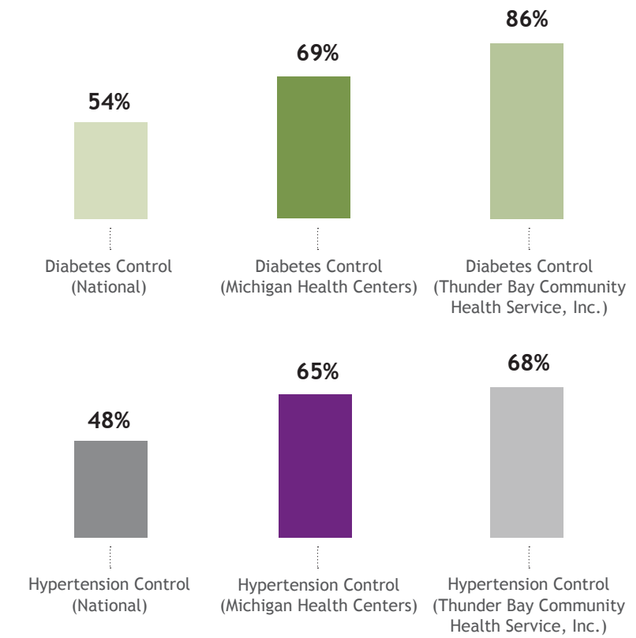

69,565 PATIENT VISITS

42,839 MEDICAL

9,348 DENTAL

14,978 BEHAVIORAL HEALTH

841 SUBSTANCE USE DISORDER

15,833 TOTAL PATIENTS

164 HOMELESS PATIENTS

992 VETERANS

61 AGRICULTURAL WORKERS

AGE OF PATIENTS

- **26%** 0-19
- **22%** 20-44
- **28%** 45-64
- **23%** 65+

RACE & ETHNICITY

- **91%** White
- **1%** Hispanic/Latino
- **1%** American Indian/Alaska Native

INSURANCE SOURCE

- **11%** Uninsured
- **28%** Medicaid
- **28%** Medicare
- **33%** Private

Thunder Bay COMMUNITY HEALTH SERVICE, INC.

SERVICE AREA

Alpena, Cheboygan, Montmorency, Oscoda, Ostego, Presque Isle counties

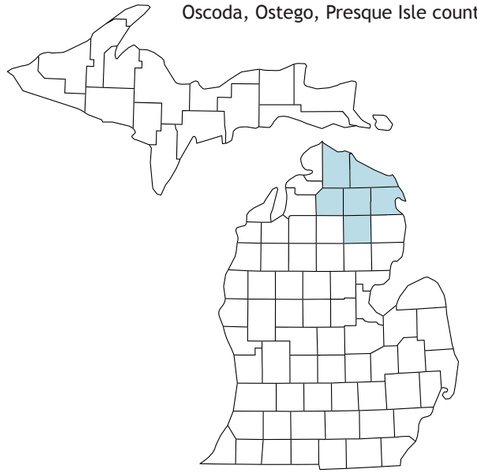

State House Districts: 105, 106, 107
State Senate Districts: 36, 37
Congressional District: 1

Thunder Bay Community Health Service, Inc. | 989.742.4583
15774 State St., P.O. Box 427 | Hillman, MI | 49746
Michelle Styma | *CEO*

Traverse Health Clinic

HEALTH OUTCOMES

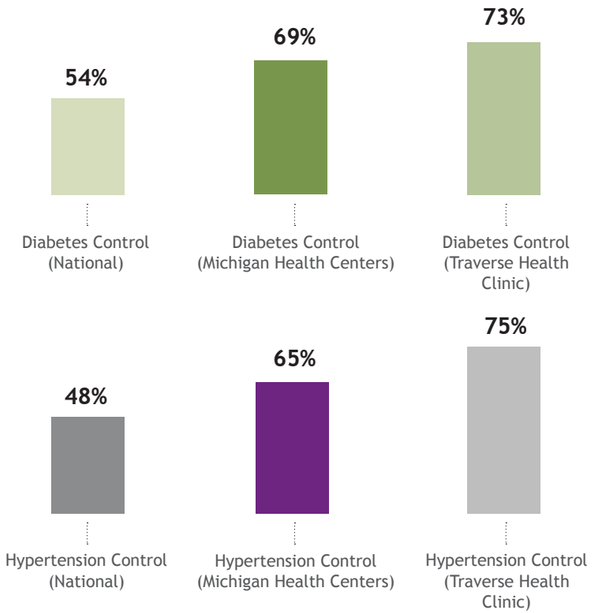

18,612 PATIENT VISITS

11,633 MEDICAL

2,653 BEHAVIORAL HEALTH

3,438 ENABLING SERVICES

888 SUBSTANCE USE DISORDER

3,876 TOTAL PATIENTS

244 HOMELESS PATIENTS

117 VETERANS

26 AGRICULTURAL WORKERS

AGE OF PATIENTS

- **8%** 0-19
- **48%** 20-44
- **35%** 45-64
- **9%** 65+

RACE & ETHNICITY

- **2%** Black/African American
- **90%** White
- **2%** American Indian/Alaska Native
- **4%** Hispanic/Latino
- **1%** Asian

INSURANCE SOURCE

- **13%** Uninsured
- **46%** Medicaid
- **18%** Medicare
- **23%** Private

Traverse Health Clinic

SERVICE AREA

Greater Grand Traverse Region

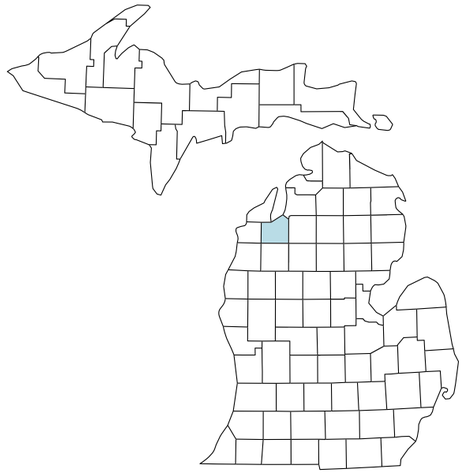

State House Districts: 104
State Senate Districts: 37
Congressional District: 1

Traverse Health Clinic | 231.935.0799
1719 S. Garfield Ave. | Traverse City, MI | 49686
Arlene Brennan, RN, MSN, MHSA | *CEO*

Upper Great Lakes Family Health Center

HEALTH OUTCOMES

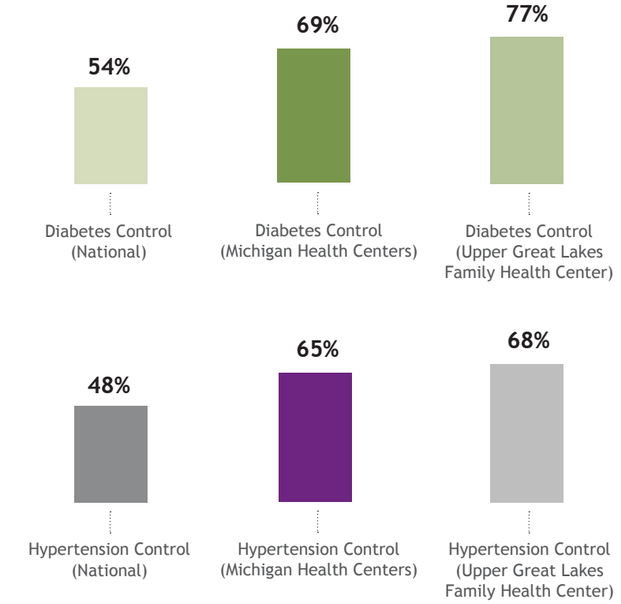

85,644 PATIENT VISITS

70,336 MEDICAL

9,711 DENTAL

4,019 BEHAVIORAL HEALTH

803 SUBSTANCE USE DISORDER

775 ENABLING SERVICES

24,630 TOTAL PATIENTS

117 HOMELESS PATIENTS

1,013 VETERANS

AGE OF PATIENTS

- **26%** 0-19
- **28%** 20-44
- **24%** 45-64
- **22%** 65+

RACE & ETHNICITY

- **1%** Black/African American
- **91%** White
- **1%** American Indian/Alaska Native
- **2%** Asian
- **1%** Hispanic/Latino

INSURANCE SOURCE

- **4%** Uninsured
- **26%** Medicaid
- **24%** Medicare
- **46%** Private

Upper Great Lakes Family Health Center

SERVICE AREA

Houghton, Iron, Marquette, Menominee, Ontonagon counties

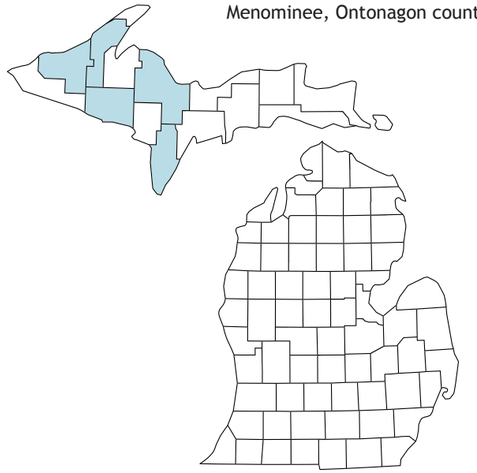

State House Districts: 108, 109, 110
State Senate Districts: 38
Congressional District: 1

Upper Great Lakes Family Health Center | 906.483.1705
506 Campus Dr. | Hancock, MI | 49930
Donald Simila, MSW, FACHE | *CEO*

Wayne County Healthy Communities Health Centers

HEALTH OUTCOMES

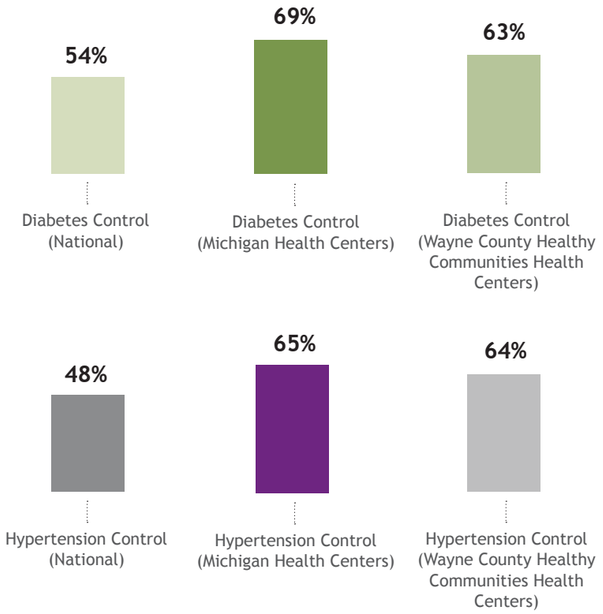

8,179 PATIENT VISITS

4,956 MEDICAL

2,385 DENTAL

723 BEHAVIORAL HEALTH

115 SUBSTANCE USE DISORDER

2,737 TOTAL PATIENTS

1 HOMELESS PATIENT

3 VETERANS

10 AGRICULTURAL WORKERS

AGE OF PATIENTS

- **34%** 0-19
- **43%** 20-44
- **18%** 45-64
- **5%** 65+

RACE & ETHNICITY

- **35%** Black/African American
- **40%** White
- **1%** Hispanic/Latino
- **16%** Asian

INSURANCE SOURCE

- **31%** Uninsured
- **55%** Medicaid
- **2%** Medicare
- **13%** Private

SERVICE AREA

Wayne, Oakland counties

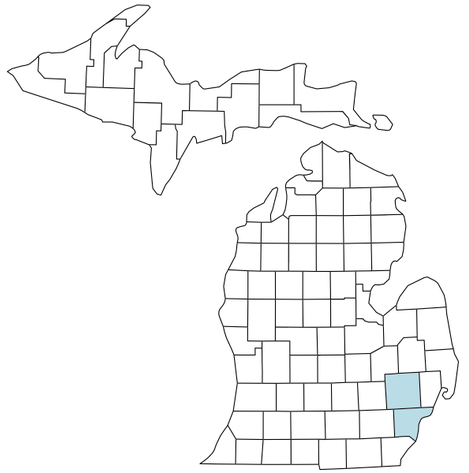

State House Districts: 4, 16
State Senate Districts: 2, 7
Congressional District: 13, 14

Wayne County Healthy Communities Health Centers | 313.871.1926
9021 Joseph Campau | Hamtramck, MI | 48212
Thomas Kochis | *Executive Director*

Western Wayne Family Health Centers

HEALTH OUTCOMES

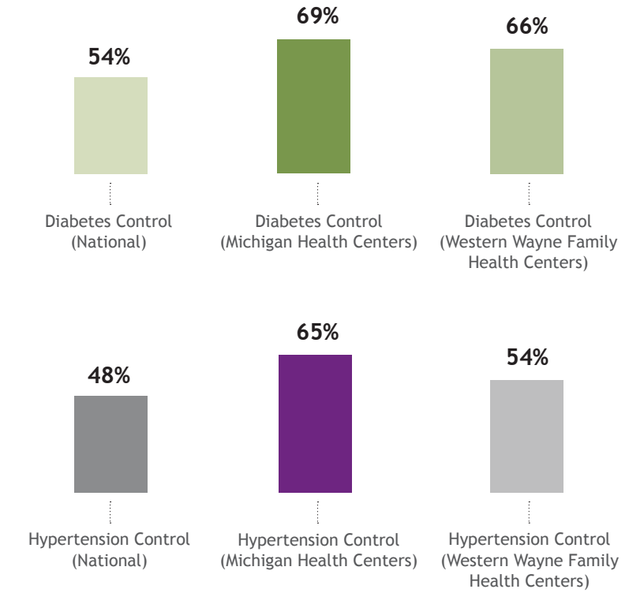

64,952 PATIENT VISITS

34,448 MEDICAL

18,001 DENTAL

10,009 BEHAVIORAL HEALTH

2,494 SUBSTANCE USE DISORDER

17,182 TOTAL PATIENTS

298 HOMELESS PATIENTS

141 VETERANS

54 AGRICULTURAL WORKERS

AGE OF PATIENTS

- **30%** 0-19
- **41%** 20-44
- **24%** 45-64
- **5%** 65+

RACE & ETHNICITY

- **51%** Black/African American
- **35%** White
- **1%** American Indian/Alaska Native
- **2%** Asian
- **1%** Pacific Islander
- **9%** Hispanic/Latino

INSURANCE SOURCE

- **11%** Uninsured
- **70%** Medicaid
- **6%** Medicare
- **14%** Private

SERVICE AREA

Wayne County

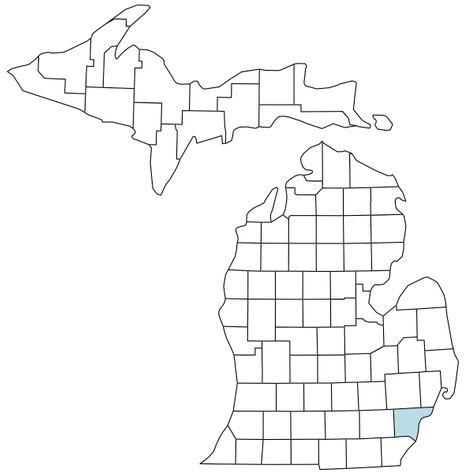

State House Districts: 11, 12, 14, 15
State Senate Districts: 3, 4, 5, 6
Congressional Districts: 12, 13

Western Wayne Family Health Centers | 313.561.5100
2700 Hamlin Ct. | Inkster, MI | 48141
Linda Atkins | *CEO*

Leadership Team

Dennis Litos, MHA, FACHE
Interim Chief Executive Officer
517.827.0880 | dlitos@mpca.net

Phillip Bergquist
Chief Operating Officer
517.827.0470 | pbergquist@mpca.net

Anne Scott, MPH
Health Center Operations Officer
517.827.0485 | ascott@mpca.net

Amber Desgranges, MPH, CED
Grant Program Officer
517.827.0462 | adesgranges@mpca.net

Faiyaz Syed, MD, MPH
Chief Medical Officer
517.827.0887 | fsyed@mpca.net

Matt Herwaldt, CMA
Chief Financial Officer
517.381.8003 | mherwaldt@mpca.net

Rob Pazdan, MBA
Chief Information Officer
517.827.0481 | rpazdan@mpca.net

Nancy Sting, MSA
Human Resources and Compliance Officer
517.381.8004 | nsting@mpca.net

Russ Kolski
Executive Director, Michigan Community Health Network
616.460.5210 | rkolski@mpca.net

Tom Kochheiser, CAE
Director of Member Services
517.827.0873 | tkochheiser@mpca.net

Frank Waters
Director of Policy & Government Affairs
517.402.0869 | fwaters@mpca.net

Griff Drew
Advocacy Manager
517.827.0840 | gdrew@mpca.net

Debbie Edokpolo, MSW
Director of Health Edacity & Social Justice
517.827.0473 | dedokpolo@mpca.net

Candy Vertalka, RN
Director of Value Transformation
517.827.0877 | cvertalka@mpca.net

Sources

1. *2018 Uniform Data System, Bureau of Primary Health Care, HRSA, DHHS.*
2. *Nocon et al. Health Care Use and Spending for Medicaid Enrollees in Federally Qualified Health Centers Versus Other Primary Care Settings. AJPH. November 2016. 106(11): 1981-1989.*
3. *Community Health Center Chartbook. January 2019. Figure 4.1.*
4. *Ku et al. Using Primary Care to Bend the Curve: Estimating the Impact of a Health Center Expansion on Health Care Costs. GWU Department of Health Policy. Policy Research Brief No. 14. September 2009.*

MICHIGAN PRIMARY CARE ASSOCIATION

7215 Westshire Drive | Lansing, MI 48917

www.mpca.net